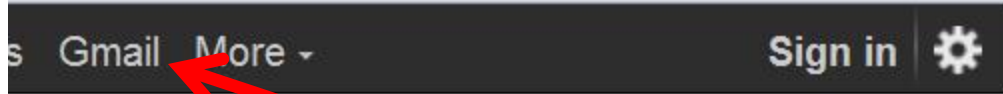


# Getting a Gmail Account

# Go to [www.google.com](http://www.google.com)



Click here

The Google logo, consisting of the word 'Google' in its signature multi-colored font: blue 'G', red 'o', yellow 'o', blue 'g', green 'l', and red 'e'.

# Click here



New to Gmail?

[CREATE AN ACCOUNT](#)

## Gmail

A Google approach to email.

Gmail is built on the idea that email can be more intuitive, efficient, and useful. And maybe even fun. After all, Gmail has:



### Lots of space

Over 7643.274775 megabytes (and counting) of free storage.



### Less spam

Keep unwanted messages out of your inbox.



### Mobile access

Get Gmail on your mobile phone. [Learn more](#)

[About Gmail](#) [New features!](#) [Switch to Gmail](#) [Create an account](#)

### Latest News from Gmail

[Gmail's new look](#) Tue Nov 01 2011

Back in July we showed you a preview of Gmail's new look, and we've been working this summer to ...

Sign in

Google

Username

Password

[Sign in](#)



Stay signed in

[Can't access your account?](#)

# This should be the top half of what you see next.



## Create an Account

Your Google Account gives you access to Gmail and [other Google services](#). If you already have one, you can [sign in here](#).

### Get started with Gmail

First name:

Last name:

Desired Login Name:  @gmail.com  
Examples: JSmith, John.Smith

Fill in your name

Create an email name

Click here to make sure no one else is using that email name.

# Now for the password



## Create an Account

Your Google Account gives you access to Gmail and [other Google services](#). If you already have a Go can [sign in here](#).

**Get started with Gmail**

First name:

Last name:

Desired Login Name:  @gmail.com  
Examples: JSmith, John.Smith

Choose a password:  [Password strength:](#) \_\_\_\_\_  
Minimum of 8 characters in length.

Re-enter password:

Stay signed in

Enable Web History [Learn More](#)

1. On a separate piece of paper, write down a password that is at least eight characters long.
2. Key in that password here.
3. You won't see what you type in. So, you are asked to key in the password a second time to verify what was typed in. Do that here.

1. In the next portion down, you can choose a security question by clicking on the drop down arrow

Security question:

What is the name of your best friend from childhood? ▼

If you forget your password we will ask for the answer to your security question. [Learn More](#)

Answer:

Brad

Recovery email:

This address is used to authenticate your account should you ever encounter problems or forget your password. If you do not have another email address, you may leave this field blank. [Learn More](#)

Location:

United States ▼

Birthday:

07/23/1991

MM/DD/YYYY (e.g. "11/2/2011")

2. Then fill in the answer that applies to you.

3. This portion is optional. If you currently have an email account, Google will use it to send you a reminder of your password. If left blank, the security question will be used in the future.

4. Fill in your birthdate here. Yes, I was cheating!

**Word Verification:**

Type the characters you see in the picture below.



lartfust



Letters are not case-sensitive

**Terms of Service:**

Please check the Google Account information you've entered above (feel free to change anything you like), and review the Terms of Service below.

With Gmail, you won't see blinking banner ads. Instead, we display ads you might find useful that are relevant to the content of your messages. [Learn more](#)

[Printable Version](#)

Google Terms of Service

Welcome to Google!

1. Your relationship with Google


By clicking on 'I accept' below you are agreeing to the [Terms of Service](#) above and both the [Program Policy](#) and the [Privacy Policy](#).

I accept. Create my account

1. You will see some strange characters. Google does this to prevent people from using software to automate the process of filling in the form. This is common at many websites. As it says, try to figure out the letters and then key them in here. If it doesn't work, it will let you try again with a different set of letters.
2. Finally, after reading the Terms of service statement, click here.

# ALMOST THERE

Google wants to know how to verify you are a real person. So, they want to contact you by phone. In this example, I am using my office phone number.



## Verify your account

You're almost done! We just need to [verify your account](#) before you can start using it.

### Verification Options

Text Message

Google will send a text message containing a verification code to your mobile phone.

Voice Call

Google will make an automated voice call to your phone with a verification code.

Country

United States ▼

Phone number

(616) 526-7543

Send verification code

Important: Google will never share your number with other companies or use it for marketing purposes.

# YOU WILL SEE THIS NEXT AND GET A CALL

As soon as you click on "send verification code," you will get a call. It will give you a code you must enter in the box.



## Verify your account

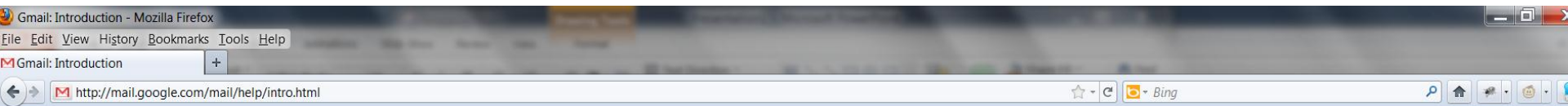
Enter the verification code we just sent to (616) 526-7543.

Verification code

Verify

Didn't get your code? Sometimes it can take up to 15 minutes. If it's been longer than that, [try again](#).

# Success – You will see this after entering the code.



## Introduction to Gmail

### Congratulations!

You've successfully signed up for Gmail! Here's a quick run through to help you get comfortable.

[Show me my account »](#)



### Archive instead of delete

Tidy up your inbox without deleting anything. You can always search to find what you need or look in "All Mail."

### Chat and video chat

Chat with your contacts directly within Gmail. You can even talk face-to-face with built-in video chat.