

# Online Nation

Five Years of Growth in Online Learning

Western Edition



The Sloan Consortium

I. Elaine Allen and Jeff Seaman

Neither this book nor any part maybe reproduced or transmitted in any form or by any means, electronic or mechanical, including photocopying, microfilming, and recording, or by any information storage or retrieval system, without prior permission in writing from the publisher.

The consent of the Sloan Consortium (Sloan-C) does not extend to copying for general distribution, for promotion, for creating new works, or for resale. Specific permission must be obtained in writing from Sloan-C for such copying. Direct all inquiries to Sloan-C, at Olin Way, Needham, MA 02492-1200, or to [publisher@sloan-c.org](mailto:publisher@sloan-c.org).

Copyright ©2008 by Sloan-C™  
All rights reserved. Published 2008  
Printed in the United States of America  
9 8 7 6 5 4 3 2 1

# Online Nation

Five Years of Growth in Online Learning  
Western Edition

**I. Elaine Allen, Ph.D.**

Associate Professor of Statistics & Entrepreneurship  
Co-Director, Babson Survey Research Group  
Babson College

**Jeff Seaman, Ph.D.**

Chief Information Officer, Survey Director  
The Sloan Consortium  
Olin and Babson Colleges  
Co-Director, Babson Survey Research Group  
Babson College

April 2008

This report is provided through the generous sponsorship of:



Data collection for this report was made possible by a grant from the Alfred P. Sloan Foundation. The Sloan Consortium (Sloan-C) acts as the publisher. In order to ensure objectivity, neither the publisher (Sloan-C) nor the sponsor (Embanet) have any editorial control over the survey design, data capture, data analysis, or presentation of the findings. The authors wish to thank the Sloan-C Publications Director, Kathryn M. Fife, for her efforts supporting all the Sloan survey reports, John Sener for his considerable editorial assistance and Sloan-C for its publication and distribution efforts.

The cover design is by Mark Favazza ([www.favazza.com](http://www.favazza.com)), utilizing a graphic of North American city-to-city internet connections by Chris Harrison, Human-Computer Interaction Institute, Carnegie Mellon University ([www.chrisharrison.net](http://www.chrisharrison.net)).

The Sloan Consortium (Sloan-C) has its administrative home at Olin and Babson Colleges. For more information about Sloan-C, visit [www.sloan-c.org](http://www.sloan-c.org). For more information about Olin and Babson Colleges, visit [www.olin.edu](http://www.olin.edu) and [www.babson.edu](http://www.babson.edu).

# CONTENTS

Executive Summary .....	1
How Many Students are Learning Online? .....	1
Where has the Growth in Online Learning Occurred? .....	1
Why do Institutions Provide Online Offerings? .....	2
What are the Prospects for Future Online Enrollment Growth? .....	2
What are the Barriers to Widespread Adoption of Online Education? .....	3
What is Online Learning? .....	4
Detailed Survey Findings .....	5
How Many Students are Learning Online? .....	5
Online Enrollment Growth – The Big Picture .....	6
Online Enrollments – The Details .....	7
The Online Learning Landscape: Online Learning Framework .....	8
Online Learning Framework Compared to Previous Results .....	11
Patterns of Enrollment Growth .....	12
Future Online Enrollment Growth .....	15
In for the Long term? .....	16
Why Online? .....	17
Barriers to Widespread Adoption of Online Learning .....	18
Survey Methodology .....	22
Appendix – Additional Tables and Charts .....	23
Partner Organizations .....	25

# EXECUTIVE SUMMARY

*Online Nation: Five Years of Growth in Online Learning – Western Edition* represents the first report on the state of online learning among U.S. higher education in the western states. This study is aimed at answering some of the fundamental questions about the nature and extent of online education. Readers are directed to the national study, *Online Nation: Five Years of Growth in Online Learning*, for comparison data. Supported by the Alfred P. Sloan Foundation and based on responses from nearly 400 western colleges and universities, the study addresses the following key questions:

## HOW MANY STUDENTS ARE LEARNING ONLINE?

*Background:* For the past several years, online enrollments have been growing substantially faster than overall higher education enrollments. The expectation of academic leaders has been that these enrollments would continue their substantial growth for at least another year. Do the measured enrollments match these lofty expectations?

**The evidence:** Online enrollments have continued to grow at rates far in excess of the total higher education student population, albeit at slower rates than for previous years.

- Over 600 thousand students were taking at least one online course in the western states during the fall 2006 term; a nearly 15 percent increase over the number reported the previous year.
- The 14.7 percent growth rate for online enrollments far exceeds the 1.05 percent growth of the overall higher education student population at western institutions.
- Over thirteen percent of western higher education students were taking at least one online course in the fall of 2006.

## WHERE HAS THE GROWTH IN ONLINE LEARNING OCCURRED?

*Background:* Earlier studies in this series have demonstrated that not all institutions of higher education are equally enthusiastic about online education. It can be expected, therefore, that the long-term growth rates for online enrollments will differ by type of institution.

**The evidence:** Virtually all types of institutions of higher education have shown substantial growth, but with some clear leaders.

- Two-year associate's institutions account for over one-half of all western online enrollments for the last five years.
- Western baccalaureate institutions began the period with the fewest online enrollments and have among the lowest rates of growth.

## WHY DO INSTITUTIONS PROVIDE ONLINE OFFERINGS?

*Background:* The growth of online enrollments has been abundantly clear. Less clear, however, is why colleges and universities are moving to online. What specific objectives do they hope to achieve through their online courses and programs?

**The evidence:** Improving student access is the most often cited objective for online courses and programs. Cost reduction is not seen as important.

- All types of institutions cite improved student access as their top reason for offering online courses and programs.
- Online is not seen as a way to lower costs; reduced or contained costs are among the least-cited objectives for online education.
- The appeal of online instruction to non-traditional students is indicated by the high number of institutions which cite growth in continuing and/or professional education as an objective for their online offerings.

## WHAT ARE THE PROSPECTS FOR FUTURE ONLINE ENROLLMENT GROWTH?

*Background:* Compound annual enrollment growth rates of over twenty percent are not sustainable. The demand for online among potential students is finite, as is the ability of institutions to grow existing offerings or add new ones. Where can we expect the additional growth to occur?

**The evidence:** Approximately 55 percent of western higher education institutions account for 72 percent of all online enrolments. Future growth will come predominately from these and similar institutions as they add new programs and grow existing ones.

- Much of the past growth in online enrollments has been fueled by new institutions entering the online learning arena. This transition is now nearing its end; most institutions that plan to offer online education are already doing so.
- A large majority (73 percent) of western academic leaders believe that student demand for online learning is still growing.
- Virtually all (83 percent) western institutions with online offerings expect their online enrollments to increase over the coming year.
- Future growth in online enrollments will most likely come from those institutions that are currently the most engaged; they enroll the most online learning students and have the highest expectations for growth.

## WHAT ARE THE BARRIERS TO WIDESPREAD ADOPTION OF ONLINE EDUCATION?

*Background:* Previous studies in this series have shown that academic leaders have consistently commented that their faculty often do not accept the value of online learning and that it takes more time and effort to teach an online course. To what extent do these leaders see these and other issues as critical barriers to the widespread adoption of online learning?

**The evidence:** Identification of the most important barriers differs widely between those with online offerings and those who do not offer any. Current results replicate our previous studies in identifying faculty acceptance and the need for more discipline on the part of students as the most common concerns.

- Western academic leaders cite the need for more discipline on the part of online students as the most critical barrier, matching the results of last year's survey.
- Faculty acceptance of online instruction remains a key issue. Western institutions most engaged in online do not believe it is a concern for their own campus, but do see it as a barrier to more wide-spread adoption of online education.
- Higher costs for online development and delivery are seen as barriers among western institutions that are planning online offerings, but not among those that already have online offerings.
- Western academic leaders do not believe that there is a lack of acceptance of online degrees by potential employers.

# WHAT IS ONLINE LEARNING?

The focus of this report is online education. To maintain consistency with previous work, we have applied the same definitions used in our prior national and regional reports. These definitions were presented to the respondents at the beginning of the survey, and then repeated in the body of individual questions where appropriate.

Online courses, the primary focus of this report, are those in which at least 80 percent of the course content is delivered online. Face-to-face instruction includes those courses in which zero to 29 percent of the content is delivered online; this category includes both traditional and Web facilitated courses. The remaining alternative, blended (sometimes called hybrid) instruction is defined as having between 30 percent and 80 percent of the course content delivered online. While the survey asked respondents for information on all types of courses, the current report is devoted to online learning only.

While there is a great deal of diversity among course delivery methods used by individual instructors, the following is presented to illustrate the prototypical course classifications used in this study.

Proportion of Content Delivered Online	Type of Course	Typical Description
0%	Traditional	Course with no online technology used — content is delivered in writing or orally.
1 to 29%	Web Facilitated	Course that uses web-based technology to facilitate what is essentially a face-to-face course. Uses a course management system (CMS) or web pages to post the syllabus and assignments, for example.
30 to 79%	Blended/Hybrid	Course that blends online and face-to-face delivery. Substantial proportion of the content is delivered online, typically uses online discussions, and typically has some face-to-face meetings.
80+%	Online	A course where most or all of the content is delivered online. Typically have no face-to-face meetings.

Schools may offer online learning in a variety of ways. The survey asked respondents to characterize their face-to-face, blended, and online learning by the level of the course (undergraduate, graduate, non-credit, etc.). Likewise, respondents were asked to characterize their face-to-face, blended, and online program offerings.

# DETAILED SURVEY FINDINGS

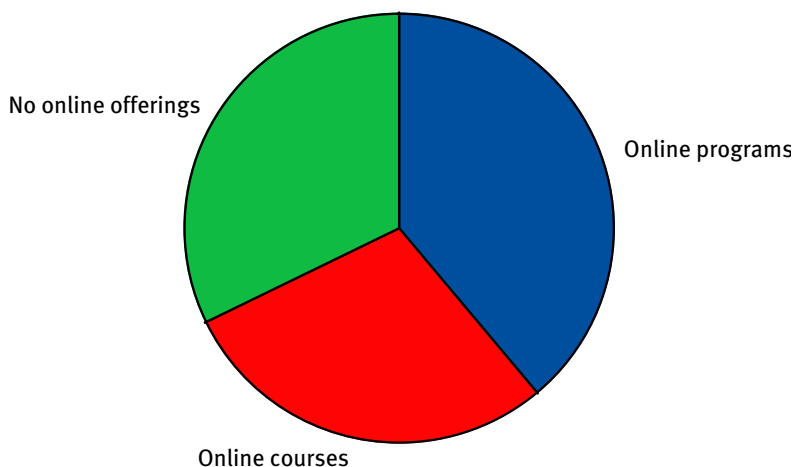
## How Many Students are Learning Online?

The number of students taking at least one online course continues to expand at a rate far in excess of the growth of overall higher education enrollments. The most recent estimate, for fall 2006, places this number at just over 600,000 online students in the fourteen western states, an increase of 14.7 percent over the previous year. The number of online students in the western states has nearly doubled in the four years since the first Sloan survey on online learning. The growth from 341,571 students taking at least one online course in fall 2002 to the 618 thousand for fall 2006 represents a compound annual growth rate of 16 percent. The size of the entire higher education student body in these fourteen states has grown at an average annual rate of 1.15 percent during this same period (from 4.38 million in fall 2002 to 4.59 million for fall 2006 - *Projections of Education Statistics to 2015*, National Center for Education Statistics). As the following table illustrates, students taking at least one online course now represent about 13 percent of higher education enrollments in the western states.

### TOTAL AND ONLINE ENROLLMENT IN DEGREE-GRANTING POSTSECONDARY INSTITUTIONS – WESTERN STATES – FALL 2002 THROUGH FALL 2006

	Total Enrollment	Annual Growth Rate Total Enrollment	Students Taking at Least One Online Course	Annual Growth Rate Online Enrollment	Online Enrollment as a Percent of Total Enrollment
Fall 2002	4,389,410	NA	341,571	NA	7.78%
Fall 2003	4,332,249	-1.30%	403,357	18.09%	9.31%
Fall 2004	4,445,496	2.61%	427,872	6.08%	9.62%
Fall 2005	4,546,324	2.27%	539,478	26.08%	11.87%
Fall 2006	4,594,250	1.05%	618,638	14.67%	13.47%

### ONLINE COURSE AND PROGRAM OFFERINGS - WESTERN STATES - FALL 2006



Nationally, more than two-thirds of all higher education institutions now have some form of online offerings, with the majority of these providing programs that are fully online. The distribution of institutions offering online programs and courses or only courses has not changed significantly over the past year. The percentage of institutions offering fully online programs in the fourteen western states was 39 percent for fall 2006, those offering online courses but no online programs was 29 percent, and those with no online offerings 31 percent.

## Online Enrollment Growth – The Big Picture

Over the five year period since the first national survey, the number of students taking at least one online course has nearly doubled in the western states and more than doubled nationally. Where has this growth occurred? Are all types of institutions equally represented among those with growing online enrollments, or are the gains concentrated in a few types of institutions?

### **FOUR-YEAR GROWTH IN STUDENTS TAKING AT LEAST ONE ONLINE COURSE – WESTERN STATES – FALL TERM**

	Online Enrollment Fall 2002	Online Enrollment Fall 2006	Increase Fall 2002 to Fall 2006	Compound Annual Growth Rate
<b>Under 1500</b>	5,764	31,104	25,340	52.4%
<b>1500 to 2999</b>	22,628	42,541	19,913	17.1%
<b>3000 to 7499</b>	50,267	134,811	84,544	28.0%
<b>7500 to 14999</b>	57,265	108,331	51,066	17.3%
<b>15000+</b>	205,647	301,851	96,204	10.1%

Our previous reports have consistently shown that the largest institutions command the greatest numbers of online enrollments. Beginning in fall 2002, where over 200,000 of the 341 thousand online students were at the largest (over 15,000 total enrollment)

colleges and universities, the pattern has been repeated each year. The most recent data shows no exception; the largest institutions now have over 300 thousand online students, representing a compound annual growth rate of 10.1 percent for the four-year period. Interestingly, however, this growth rate is among the lowest of any sized institution in the western states. The smallest schools began the period with smaller numbers, but grew at higher overall rate (over 50%). Mid-sized schools (3000 to 7499 total enrollments) had the second-highest rate of growth, with the remaining institution falling between these extremes.

### **FOUR-YEAR GROWTH IN STUDENTS TAKING AT LEAST ONE ONLINE COURSE – FALL TERM**

	Online Enrollment Fall 2002	Online Enrollment Fall 2006	Increase Fall 2002 to Fall 2006	Compound Annual Growth Rate
<b>Doctoral/Research</b>	43,554	118,912	75,358	28.5%
<b>Master's</b>	55,635	94,191	38,556	14.1%
<b>Baccalaureate</b>	18,267	29,542	11,275	12.8%
<b>Associate's</b>	206,659	325,248	118,589	12.0%
<b>Specialized</b>	10,497	41,320	30,823	40.9%

There is also considerable difference in growth rates when we examine the results by type of institution. Two-year associate's institutions provide the largest share of online enrollments, with more online students at these institutions than all

other types combined. This pattern has remained consistent over the entire four year period. Growth rates for these associate's institutions, however, are the lowest of all institution types – a pattern at odds with the national results. Associate's institutions now command over 53 percent of all online enrollments in the western states. Baccalaureate institutions, on the other hand, present a different picture. In 2002 they included only a small portion (5 percent) of online enrollments and have grown at the slowest rate. These institutions now enroll less than 4.8 percent of the online student population.

## Online Enrollments – The Details

Our survey indicates that more than 89 percent of those studying online in the western states are undergraduates, which is slightly higher the proportion of undergraduates in

### STUDENTS TAKING AT LEAST ONE ONLINE COURSE – WESTERN STATES – FALL 2006

Doctoral/Research	118,912
Master's	94,191
Baccalaureate	29,542
Associate's	325,248
Specialized	41,320

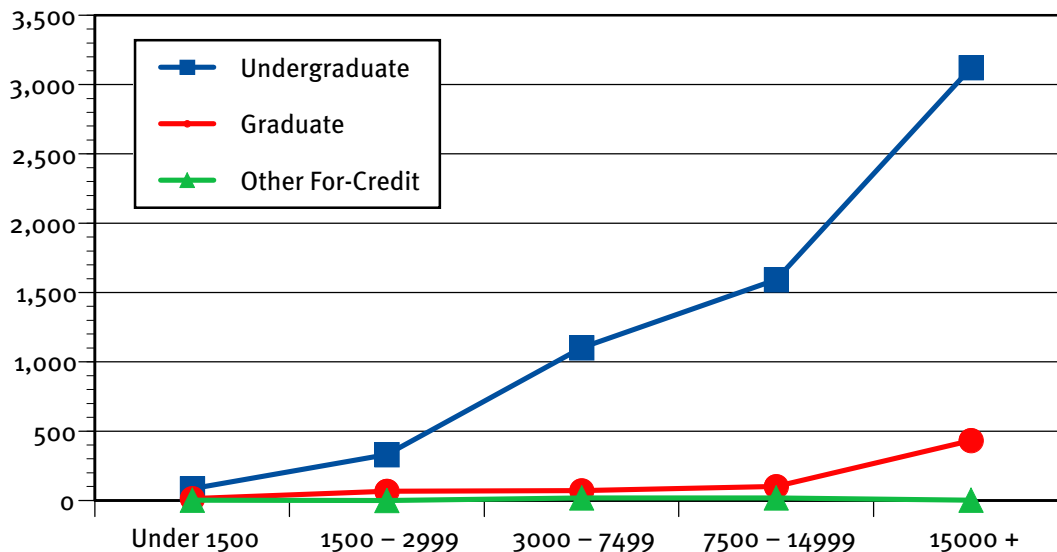
the overall higher education student body (86 percent) (*Digest of Education Statistics: 2006*, National Center for Education Statistics). Over 59 percent of these undergraduates are taking courses at associate's institutions, who teach close to 53 percent of online students at all levels (both numbers are well above the 39 percent of the western state higher education enrollment that these institutions represent – *Digest of Education Statistics: 2006*, National Center for Education Statistics). Traditional baccalaureate institutions contribute a very small proportion to the online undergraduate population.

The largest western institutions teach the greatest number of online students, as they have consistently for each survey year. This is due not only to their size, but also because these institutions were early adopters of online education and have continued to expand over a longer period of time.

### STUDENTS TAKING AT LEAST ONE ONLINE COURSE – WESTERN STATES – FALL 2006

	Under 1500	1500–2999	3000–7499	7500–14999	15000+
Undergraduate	26,596	35,493	124,925	100,845	264,889
Graduate	4,211	7,048	7,937	6,299	36,682
Other For-Credit	297	0	1,949	1,186	281

### MEAN ONLINE ENROLLMENT BY SIZE OF INSTITUTION - WESTERN STATES - FALL 2006



When western state online enrollments are examined by student type and institutional size, it is clear that undergraduate students at large institutions are by far the most numerous. Each of the largest western institution teaches, on average, considerably more online students than institutions of any other size. The average number of online students per institution shows the expected very strong positive correlation to the size of the institution. While the pattern is true for both undergraduate and graduate-level online enrollments, the slope of the lines in the accompanying figure demonstrates that the relationship is much stronger among the undergraduate population.

## The Online Learning Landscape: Online Learning Framework

The survey reports in this series have provided ample evidence that not all institutions see online education in the same way. Some believe it to be critical for their long-term survival, others see it as a short-term means of boosting current enrollments, and still others as something that goes against the very nature of what they are trying to achieve at their institution. Examining the patterns over time of opinions, practice, and enrollments by the control (public/private) of the school, the size of the institution, and the Carnegie classification has allowed us to obtain a better understanding of the macro-level trends.

This approach still misses many of the important determinants of the variability in institutional approaches towards online education. We see, for example, that some small schools are very positive towards online learning while many others are not. Public schools continue to be in the lead among those embracing online education, but not all public institutions are equally positive. In an effort to probe these issues, this year we have classified all higher education institutions into a five-category online learning framework based on their adoption of, and strategic view towards, online education.

The online learning framework categories are:

- **Not Interested.** Institutions which do not have any online offerings and do not believe that online is important to their long-term strategy. As a group they have the most negative view towards online.
- **Non-Strategic Online.** Institutions which have some online offerings, but do not believe that online education is an important part of their long-term strategy. Their online offerings tend to be outside of core areas (e.g., a few courses in their continuing education program).
- **Not Yet Engaged.** Institutions which do not yet have any online offerings but cite online as a critical long-term strategy for their institution. It can be expected from their view of online that they intend to provide some form of online offering in the future.
- **Engaged.** Institutions which currently have online offerings and believe that online is critical to the long-term strategy of their organization. These institutions, however, have not yet included online education in their formal strategic plan.
- **Fully Engaged.** Institutions which have online offerings that they state are strategic for their institution and which have fully incorporated online education into their formal long-term plan.

Institutions in each of these categories have very different attitudes towards online learning, utilize different approaches to the possible provision of online offerings, and can be expected to provide very different components of the future growth in online

enrollments. By tracking the behavior and attitudes of institutions in each of these groups, and marking transitions as institutions move from one online framework category to another, we hope to get a better idea about the future directions for online learning both nationally and among the western states.

Examining each of the categories in turn:

***Not Interested.*** These institutions represent about 20 percent (18 percent nationally) of all western degree-granting postsecondary institutions (178), but are mostly smaller institutions, providing only 5.7 percent of all western higher education enrollments. They do not have any online offerings and do not believe that online learning is important to their long-term strategy. As a group, they have the most negative view towards online instruction, with none saying that their faculty accept the value and legitimacy of online education and 36 percent disagreeing with the statement that online degrees have the same level of respect as face-to-face degrees.

***Non-Strategic Online.*** About 149 institutions (or 17 percent of western higher educational institutions) have online offerings but do not believe that online education is important to their long-term strategy. They enroll slightly more than 1.6 million total students (35 percent of western higher education enrollments). In contrast, their online enrollments of 176,000 represent 28 percent of all online students for fall 2006.

Non-Strategic online institutions are less likely to have a fully online program (44 percent compared to 59 percent for all institutions with online offerings), and they are also more likely to report negative faculty attitudes. Only 3 percent report that their faculty accept the value and legitimacy of online education compared to a rate of 29 percent for all western higher education institutions and 40 percent among those with any online offerings. Nearly 80 percent of these institutions expect their online enrollment to grow in the coming year, and they are the only group containing any members who expect their online enrollments to decrease (9 percent, compared to virtually none among other institutions with online offerings). They are also the least likely to believe that overall online demand is growing (48 percent versus 70 percent among all schools and 77 percent among those with any online offerings).

***Not Yet Engaged.*** This is a small group of institutions (8.5 percent, or around 76 total institutions) which do not yet have any online offerings, but cite online as a critical long-term strategy for their institution. Most of these institutions are small and their total enrollments account for only slightly less than two percent of western higher education enrollments. These institutions are twice as likely to be concerned about the costs of online as other institutions with 35 percent citing costs to develop online and 44 percent citing cost to deliver online as barriers. Concern with online retention is also much higher in this group than in any other group of institutions. Unlike the national sample, where a sizable portion of Not Yet Engaged institutions believed that their faculty accept online education (44 percent), none of the western institutions reported this result.

***Engaged.*** A sizable set of institutions (around 171, or 19 percent of western higher education institutions) currently have online offerings and believe that online is critical to the long-term strategy of their organization. However, these institutions have not yet included online education in their formal strategic plan. They represent about 20 percent of western higher education enrollments (about 900 thousand students) with 25 percent of online enrollments for fall 2006. These institutions hold opinions towards online that mirror those of the overall higher education universe on such aspects as faculty acceptance (25 percent agreeing for both this group and all institutions) and equal level of

respect for online versus face-to-face degrees (32 percent agreement for this group compared to 29 percent for all western institutions). One-half (51 percent) of these institutions have at least one fully online program, 96 percent believe that overall demand for online is growing, and 95 percent believe that their own online enrollments will grow over the next year.

**Fully Engaged.** Slightly more than one-third (36 percent) of all higher education institutions (around 317 total) are fully engaged in online education. They believe that their online offerings are strategic for their institution and they have fully incorporated online into their formal long-term plan. Not surprisingly, they also have the most extensive online offerings. Fully 70 percent have at least one completely online program. These schools enroll 37 percent of western higher education students but represent nearly one-half (46 percent) of western online students in fall 2006. As a group, these institutions are the most positive towards online, with far more favorable opinions on such topics as faculty acceptance of the value and legitimacy of online education (66 percent agreement compared to 28 percent among all western institutions), equivalent level of respect for online versus face-to-face degrees (66 percent compared to 29 percent among all western institutions) and belief in the growth of student demand for online learning (97 percent compared to 73 percent for western institutions). They also have high expectations of their own online enrollment growth, with 78 percent expecting their online enrollment to increase over the coming year. As a group, these institutions are larger, have positive opinions of online, provide extensive online offerings, and have high expectations for growth in their online enrollments.

## Online Learning Framework Compared to Previous Results

How do these new online learning framework classifications compare to the previously observed patterns in online opinions and practice by control (public/private), enrollment size, and Carnegie classification? Previous findings, for example, show that public institutions have the highest participation rates for online education, and the framework classifications reflect these results. Over 70 percent of all western public institutions are classified as either *Engaged* or *Fully Engaged* in online education; this increases to include virtually all public institutions when the 26 percent that are in the *Non-Strategic Online* category are counted. Online participation rates are much lower for other types of institutions, only one-third (33 percent) of for-profit institutions are in the *Fully Engaged* or *Engaged* category. Private nonprofit institutions are less likely to be in the *Fully Engaged* category (21 percent), but more likely to be among those in the *Engaged* group (27 percent), than the for-profit institutions.

**INSTITUTIONAL CHARACTERISTICS BY STAGE OF THE ONLINE LEARNING FRAMEWORK – WESTERN STATES**

	Fully Engaged	Engaged	Non-Strategic Online	Not Yet Engaged	Not Interested
<b>NUMBER AND SIZE OF INSTITUTIONS</b>					
Number of Institutions	317	171	149	76	178
Overall Enrollment	1,707,021	924,128	1,613,401	88,824	260,875
<b>ONLINE OFFERINGS</b>					
Fall 2006 Students Taking at Least One Online Course	285,938	156,423	176,277	0	0
Percent Students Taking at Least One Online Course	16.8%	16.9%	10.9%	0.0%	0.0%
Percent of Institutions with Fully Online Programs	72.0%	50.7%	44.4%	0.0%	0.0%
<b>GROWTH EXPECTATIONS FOR ONLINE ENROLLMENTS</b>					
Demand for Online Learning is Growing (% Agreeing)	98.5%	95.8%	47.6%	93.8%	17.6%
Percent Expecting Their Online Enrollments to Grow	78.1%	95.4%	79.5%	NA	NA
Mean Expected Rate of Online Enrollment Growth	13.1%	25.2%	11.1%	NA	NA
<b>WHY HAVE ONLINE?</b>					
Increase Student Access	83.7%	61.1%	72.7%	NA	NA
Increase Rate of Degree Completion	31.0%	35.4%	24.6%	NA	NA
Enhance Value of College/University Brand	37.8%	27.3%	14.8%	NA	NA
Provide Pedagogic Improvements	34.1%	26.4%	23.1%	NA	NA
<b>BARRIERS TO ONLINE</b>					
Higher Costs to Deliver than Face-to-face Courses	14.9%	27.1%	0.0%	44.6%	13.3%
Faculty at my School Accept the Value and Legitimacy of Online Education (% Agreeing)	66.0%	25.0%	3.2%	0.0%	0.0%
Online Degrees have the Same Level of Respect as Face-to-face Degrees (% Disagreeing)	3.1%	13.3%	45.2%	48.4%	35.6%

As might be expected from earlier findings, the proportion of associate’s schools that are in the *Fully Engaged* online learning framework category is the highest of all Carnegie classifications (43 percent). As expected, baccalaureate institutions are the least represented among those that are *Engaged* or *Fully Engaged* in online education.

The national pattern is for the largest institutions that have the most extensive online offerings. This is not the case for western institutions, where the very largest (over 15,000 total enrollments) institutions have among the lowest rates. Among institutions in the next two largest size classifications (those with overall enrollments between 3,000 and 14,999), two-thirds are classified in one of the two engaged categories. Over 90 percent of all institutions with less than 7,500 total enrollments are classified into one of the three online framework categories that provide online instruction. The smallest institutions are the most likely to be in one of the classifications with online offerings (96 percent).

## Patterns of Enrollment Growth

This year’s survey addressed the perceptions of western academic leaders for future growth in online enrollments through two different sets of questions. In one, academic leaders were asked if they believed that student demand for online learning was growing. The question was addressed to all academic leaders and solicited their opinion as to the overall online demand, not the demand at their specific institution. A second question, addressed only to those with online offerings, queried academic leaders on their expectation for the potential growth of their own institution’s online enrollments over the coming year.

### **STUDENT DEMAND FOR ONLINE LEARNING IS GROWING – WESTERN STATES**

<b>Agree</b>	73.0%
<b>Neutral</b>	15.5%
<b>Disagree</b>	11.5%

Part of the reason for an expectation of continued growth in online education is the perception by chief academic officers that there is considerable and growing student demand for online courses and programs. About 73 percent of these academic leaders (including those at schools with no online offerings) believe that student demand is growing, and only 12 percent disagree with this statement. For any given institutional type (public/private designation, Carnegie class, or school size), a majority of all chief academic officers agree that student demand is growing. This is true even at baccalaureate institutions (54 percent agreement), which have been the least

positive towards online learning.

When examined by the online learning framework, some important differences between institutions become evident. The level of agreement with the notion of growing student demand is much higher for institutions where online education is part of their strategic mission and for institutions that plan to offer online courses or programs in the future. However, the majority of western schools in all categories are in agreement or neutral – and the perception is pervasive that the overall demand for online instruction is growing.

### **STUDENT DEMAND FOR ONLINE LEARNING IS GROWING – WESTERN STATES – FALL 2006**

	<b>Fully Engaged</b>	<b>Engaged</b>	<b>Non-Strategic Online</b>	<b>Not Yet Engaged</b>	<b>Not Interested</b>
<b>Agree</b>	98.5%	95.8%	47.6%	93.8%	17.6%
<b>Neutral</b>	1.5%	4.2%	17.5%	6.2%	54.7%
<b>Disagree</b>	0.0%	0.0%	34.9%	0.0%	27.7%

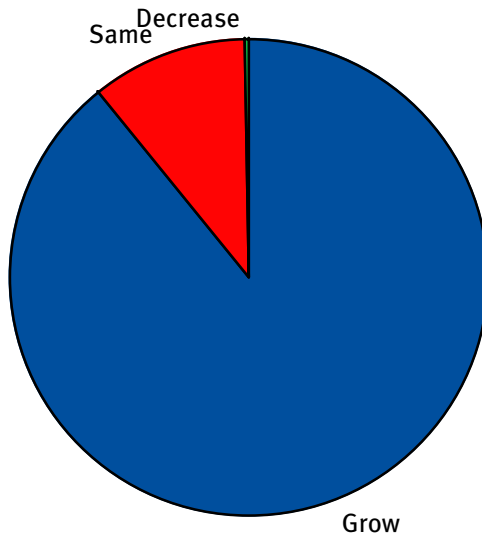
Likewise, chief academic officers with online programs have been overwhelmingly positive in predicting strong growth increases for their own institutions over the first four years of the study. This has not changed in the current survey, where 83 percent of respondents with online offerings predicted growth in the number of students taking online courses.

**STUDENT DEMAND FOR ONLINE LEARNING IS GROWING – WESTERN STATES – FALL 2006**

	Public	Private nonprofit	Private for-profit		
<b>Percent Agreeing</b>	78.2%	68.5%	69.7%		
	Doctoral/Research	Master's	Baccalaureate	Associate's	Specialized
<b>Percent Agreeing</b>	55.1%	75.2%	54.2%	79.3%	67.1%
	Under 1500	1500–2999	3000–7499	7500–14999	15000+
<b>Percent Agreeing</b>	67.0%	93.7%	82.9%	80.2%	63.1%

Over three-quarters of all types of western schools, by Carnegie class, enrollment size, public/private status, and online learning framework category, are expecting growth in their own online enrollments.

**EXPECTED CHANGE IN ONLINE ENROLLMENTS AMONG INSTITUTIONS WITH ONLINE OFFERINGS - WESTERN STATES - FALL 2006 TO FALL 2007**

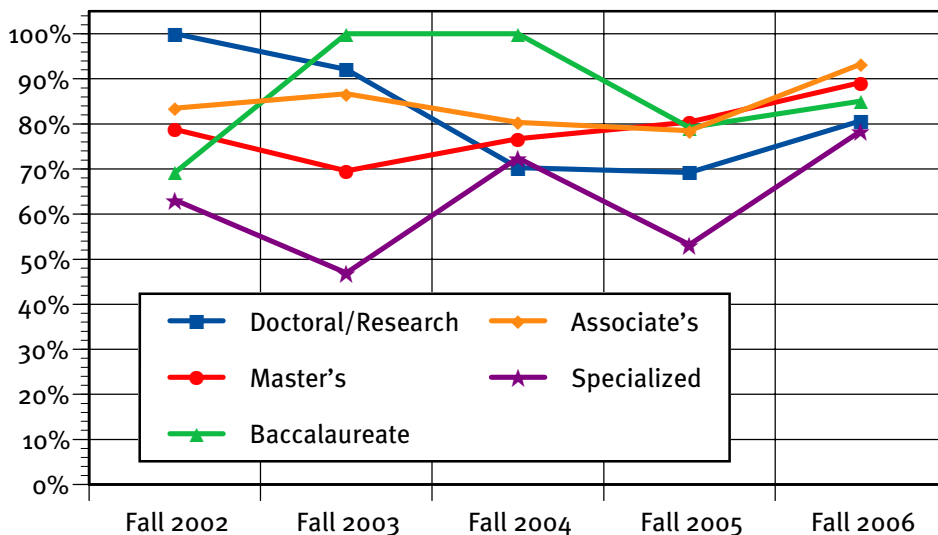


**INSTITUTIONS WITH ONLINE OFFERINGS EXPECTING THEIR ONLINE ENROLLMENTS TO INCREASE – WESTERN STATES – FALL 2006**

	Public	Private nonprofit	Private for-profit		
<b>Expecting Increase</b>	85.1%	89.5%	95.2%		
	Doctoral/Research	Master's	Baccalaureate	Associate's	Specialized
<b>Expecting Increase</b>	80.7%	89.2%	85.1%	93.3%	78.4%
	Under 1500	1500–2999	3000–7499	7500–14999	15000+
<b>Expecting Increase</b>	91.9%	83.5%	90.3%	89.3%	85.0%
	Fully Engaged	Engaged	Non-Strategic Online		
<b>Expecting Increase</b>	78.1%	95.4%	79.5%		

Those institutions predicting the strongest growth are identical to those that have already produced the greatest growth over the last four years: public institutions, associate's institutions, large institutions, and schools that are already fully engaged in online education with a strategic mission and long-term plan that includes online education. Even for western schools with no identified strategic mission for online education, four out of five (80 percent) believe that their number of online students will grow over the next year.

**INSTITUTIONS WITH ONLINE OFFERINGS EXPECTING THEIR ONLINE ENROLLMENTS TO INCREASE - WESTERN STATES - FALL 2002 TO FALL 2006**



Predictions of online enrollment growth have not changed greatly over time, with all types of Carnegie classes predicting growth almost uniformly from 2002 through 2006. Given that the predictions are for continued growth, it appears that the rate of growth may have slowed but online enrollment has not yet reached a plateau.

## Future Online Enrollment Growth

Online enrollments have grown at an unprecedented rate over the five-year period examined by the Sloan online learning reports. The number of students taking at least one online course has more than doubled nationally and nearly doubled among the western states during the study period. Such a high level of growth is not sustainable. The number of potential online students is finite, and at some point the ability of colleges and universities to add and expand online courses and programs will be reached. At what point will this growth begin to abate?

The extraordinary growth in online enrollments has been fueled by two factors:

- New institutions entering the field by introducing their first online offerings;
- Institutions with existing online offerings introducing new online courses and programs and growing their existing online courses and programs.

Examining these factors in turn, the results for the past year show that the number of institutions providing online offerings has remained relatively stable. There has been a small increase in the proportion of institutions with online offerings, but this growth is quite modest. The rapid increase in the number of institutions entering the field is nearing the end of its natural progression. Only about 28 percent of all western higher education institutions did not have some form of online offering for fall 2006. Of these roughly 250 institutions, approximately 70 percent say that they do not believe online is a critical to their long-term strategy. These institutions, in general, have a negative opinion of online education, so we can expect that few of them will decide to add online offerings in the near future.

The remaining 30 percent of the institutions without online offerings claim that online is a part of their long-term strategy, so we can expect them to be much more likely to enter the realm of those with online offerings. These *Not Yet Engaged* institutions, however, can be expected to add little to the overall online enrollment numbers. As a group they are very small, representing only two percent of all western higher education enrollments. They are also the most likely to see substantial barriers to the growth of online education. These two factors suggest that not all of these schools will move quickly to provide online offerings, and even if they do, the total number of new online students will remain very small. While the number of institutions that provide online offerings will continue to grow, the number of new online students they represent will be a small fraction of the overall online enrollment.

The majority of the recent growth in online enrollments has come from the schools that are the most engaged in online education. *Fully Engaged* and *Engaged* institutions are larger and more established, so they are in a better position to 'scale up' their online offerings and contribute a larger proportion to overall growth, whereas *Non-Strategic Online* institutions are more likely to start small if they do change their strategic approach, thus they will contribute a smaller proportion to overall growth. Also, past survey results indicate that the proportion of institutions that see online education as critical to their long-term strategy has increased by only a few percentage points per year. If this trend were to continue, we would expect only a small number of institutions switching from *Non-Strategic Online* to *Engaged* in the next year. Since this would represent only a few percent of the current number of institutions already engaged in online learning, their contribution to enrollment growth is likely to be relatively small. Online enrollments will reach a steady state when the proportion of courses and programs at institutions that believe that online is already part of their long-term strategy reaches its limit.

## In for the Long Term?

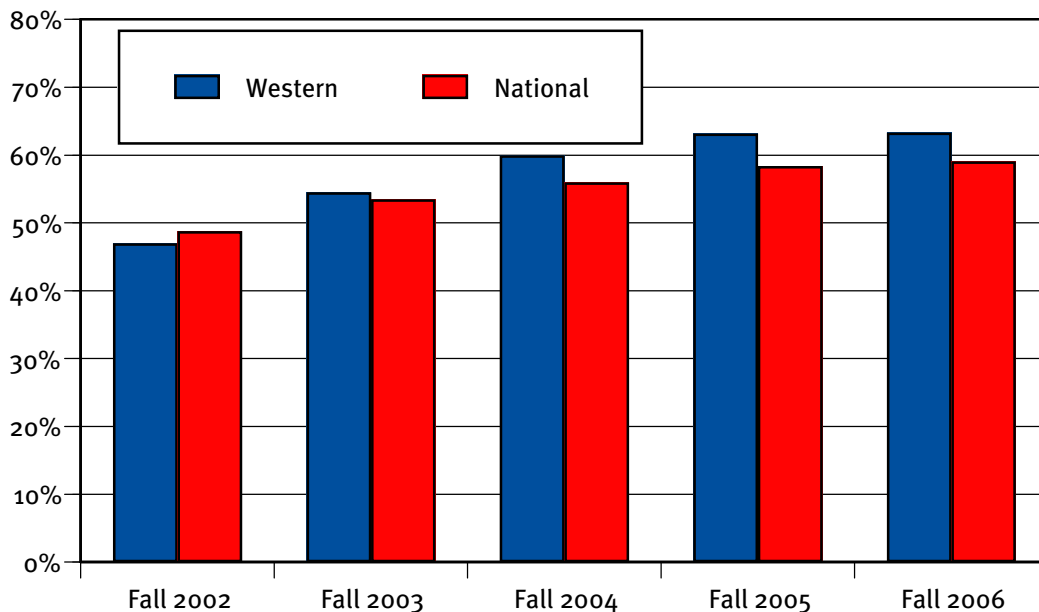
The proportion of academic leaders reporting online as part of their long-term strategy continued its small but steady increase. For online education to continue its rapid growth, it must be perceived as important by the chief academic officers who are planning tomorrow's educational offerings. For the fifth year, chief academic officers were asked to rate their level of agreement with the statement that online education is critical to the long-term strategy of their school. The response trend shows a slow but continual increase in the proportion of chief academic officers who agree with this statement, growing a few percentage points a year from 47 percent the first year to 63 percent this year.

### ***ONLINE EDUCATION IS CRITICAL TO THE LONG-TERM STRATEGY OF MY INSTITUTION – WESTERN STATES – FALL 2002 TO FALL 2006***

	Fall 2002	Fall 2003	Fall 2004	Fall 2005	Fall 2006
<b>Agree</b>	47.0%	54.5%	60.0%	63.2%	63.3%
<b>Neutral</b>	34.9%	27.5%	29.1%	25.3%	22.8%
<b>Disagree</b>	18.1%	18.0%	10.9%	11.6%	13.9%

Almost all types and sizes of institutions show a steady increase in the importance of online education to their long-term strategy. The level of agreement is highest among master's and associate's schools (over 70 percent) and lowest for baccalaureate institutions (44 percent); a pattern that has been consistent for all five survey years. Public institutions have always been in the lead in adopting online education, with more than 70 percent of them reporting that online education is critical for their long-term strategy. Private nonprofit institutions have lagged behind, but even among this group over one-half (52 percent) now report online as critical.

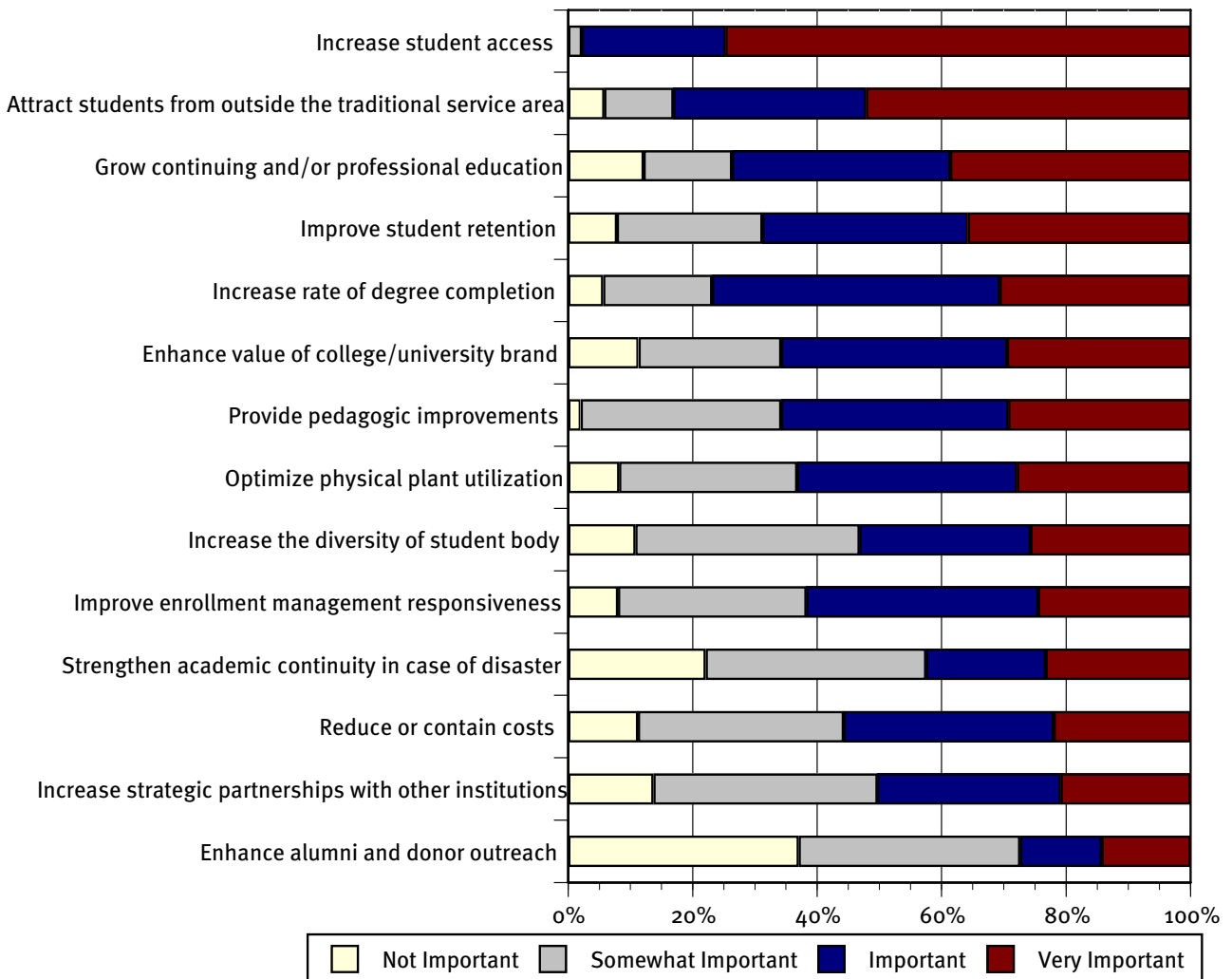
### ***ONLINE EDUCATION IS CRITICAL TO THE LONG-TERM STRATEGY OF MY INSTITUTION - FALL 2002 TO FALL 2006 - WESTERN STATES AND NATIONAL***



## Why Online?

Student access issues lead the reasons why western institutions offer online courses and programs. Those institutions with online offerings, either courses or fully online programs, were asked to rate the importance of various factors in their decision to provide online offerings. Increasing student access was by far the most frequently cited reason for offering online courses, with 75 percent of western institutions saying this was *Very Important* and an additional 23 percent rating it as *Important*. Another access-related issue, attracting students from outside the institution's traditional service area, was the second most cited reason. More than one-half (52 percent) of all institutions said this was *Very Important* to their decision and 31 percent said it was *Important*. Several other factors were cited as *Very Important* or *Important* by at least two-thirds of western respondents, including growth in continuing/professional education, increasing degree completion rates, enhancing the institution's brand value, and providing pedagogic improvements.

### ONLINE EDUCATION IS STRATEGICALLY IMPORTANT FOR MY INSTITUTION - WESTERN STATES - FALL 2006



Strategic partnerships with other institutions, reduction of costs, and enhancing alumni and donor outreach were the least-cited of the potential reasons for engaging in online education.

**ONLINE EDUCATION IS STRATEGICALLY IMPORTANT FOR MY INSTITUTION (PERCENT RESPONDING VERY IMPORTANT) – WESTERN STATES – FALL 2006**

	Fully Engaged	Engaged	Non-Strategic Online
Increase student access	83.7%	61.1%	72.7%
Attract students from outside the traditional service area	58.0%	61.4%	29.8%
Grow continuing and/or professional education	38.0%	42.0%	36.1%
Improve student retention	42.4%	39.6%	18.0%
Increase rate of degree completion	31.0%	35.4%	24.6%
Enhance value of college/university brand	37.8%	27.3%	14.8%
Provide pedagogic improvements	34.1%	26.4%	23.1%
Optimize physical plant utilization	28.5%	29.4%	24.4%
Increase the diversity of student body	30.2%	21.5%	21.4%
Improve enrollment management responsiveness	21.6%	31.9%	20.5%
Strengthen academic continuity in case of disaster	24.0%	20.8%	25.4%
Reduce or contain costs	21.6%	25.0%	20.5%
Increase strategic partnerships with other institutions	25.6%	17.5%	14.9%
Enhance alumni and donor outreach	15.9%	17.4%	6.6%

The more engaged an institution is with online learning, the more likely it was to cite access issues as *Very Important* to its decision and the more likely it was to rate multiple factors as *Very Important*. Over three-quarters of the *Fully Engaged* institutions listed increased student access as *Very Important* to their decision.

## Barriers to Widespread Adoption of Online Learning

The online learning reports in this series track the opinions of chief academic officers, knowing that they have the primary responsibility for the conduct and planning of each school's academic offerings. Many of these academic leaders are very positive about a number of aspects of online education, including a belief that students are at least as satisfied with online instruction as they are with face-to-face classes, evaluating the quality of online instruction is no more difficult than for face-to-face, and an increasing majority view the quality of online education as the same or better than face-to-face instruction. These positive responses have been coupled with a number of concerns as well, including concerns that teaching online takes more time and effort than teaching face-to-face courses, that students need more discipline to succeed in online courses, and that many of their faculty have yet to accept the value of online instruction.

Faculty acceptance of online education has been consistently cited as an important issue for academic leaders since the first survey. Results from this year show no significant changes to this trend. Less than one-in-three academic leaders (28 percent) currently believe their faculty "accept the value and legitimacy of online education." There has been little change in acceptance over the course of the research (30 percent in 2002, 32 percent in 2004, and 32 percent in 2005).

**FACULTY AT MY SCHOOL ACCEPT THE VALUE AND LEGITIMACY OF ONLINE EDUCATION – WESTERN STATES – FALL 2002 TO FALL 2006**

	Fall 2002	Fall 2004	Fall 2005	Fall 2006
<b>Agree</b>	30.4%	31.5%	32.2%	28.8%
<b>Neutral</b>	61.0%	58.1%	60.2%	60.6%
<b>Disagree</b>	8.5%	10.4%	7.5%	10.7%

The real differences in the view by chief academic officers of their faculty’s acceptance of online are evident when we examine the response by category of online learning framework. There is a great degree of acceptance (66 percent) among those institutions that are already fully engaged in online education. It is unclear from this data whether the institution’s status as *Fully Engaged* is the result of the more positive attitudes of their faculty members, or if it is the experience with online that convinces the faculty of its worth over time. None of the western institutions classified as *Not Interested* towards online learning report that their faculty accept online; they also have the largest proportion (38 percent) who disagree with this statement.

**FACULTY AT MY SCHOOL ACCEPT THE VALUE AND LEGITIMACY OF ONLINE EDUCATION – WESTERN STATES – FALL 2006**

	Fully Engaged	Engaged	Non-Strategic Online	Not Yet Engaged	Not Interested
<b>Agree</b>	66.0%	25.0%	3.2%	0.0%	0.0%
<b>Neutral</b>	34.0%	72.2%	87.3%	87.7%	62.4%
<b>Disagree</b>	0.0%	2.8%	9.5%	12.3%	37.6%

The very low level of agreement (3 percent) among those institutions with non-strategic online may be an important reason why these institutions do not see online as an important long-term strategy. None of the western *Not Yet Engaged* institutions, for whom online is strategic, but have not yet implemented online courses or programs, report that their faculty accept online education. The lack of faculty acceptance of online education may be an important reason why these institutions have not yet implemented online courses or programs.

A question often asked of online educators is whether online degrees are as good as those granted by face-to-face programs. Overall, only about one-in-five institutions disagrees with the statement that “online degrees have the same level of respect as face-to-face degrees.” Close to one-half are neutral, and the remaining portion (29 percent) agree with the statement. The expected pattern by institutional type is seen for this factor: Baccalaureate institutions are the most negative about the quality of the online degree and associate’s institutions are the most positive.

**ONLINE DEGREES HAVE THE SAME LEVEL OF RESPECT AS FACE-TO-FACE DEGREES – WESTERN STATES – FALL 2006**

	Doctoral/Research	Master's	Baccalaureate	Associate's	Specialized
<b>Agree</b>	26.5%	27.4%	0.0%	37.5%	22.4%
<b>Neutral</b>	55.1%	45.3%	31.9%	43.3%	66.4%
<b>Disagree</b>	18.4%	27.4%	68.1%	19.2%	11.2%

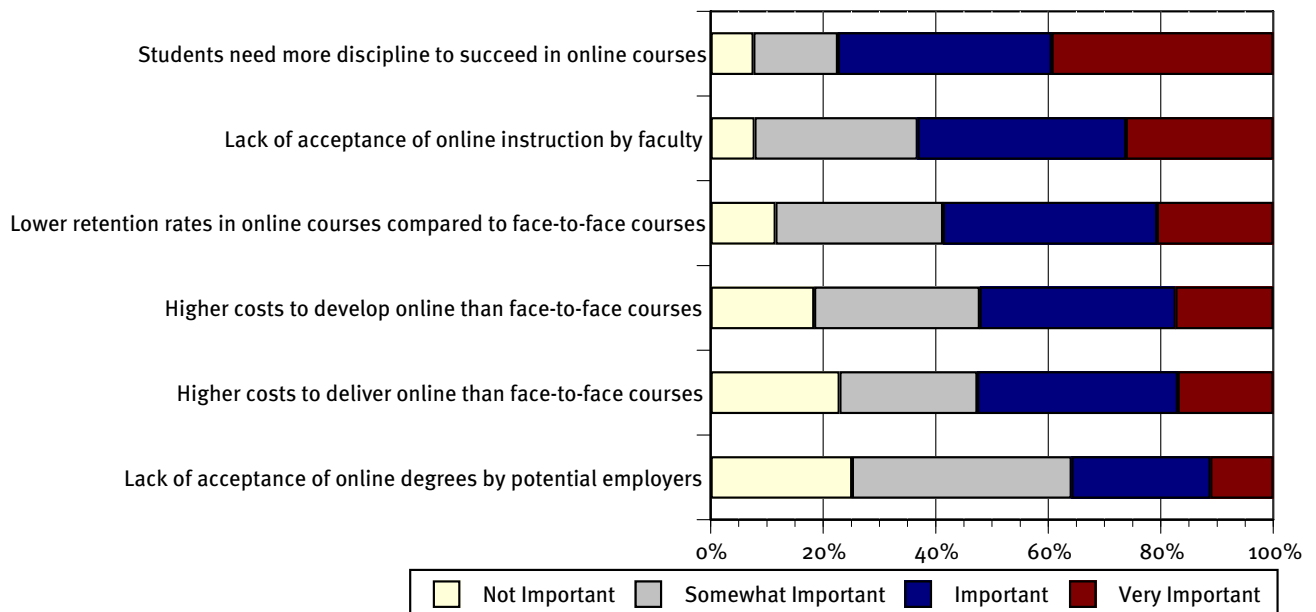
The greater an institution's experience with online education, the more positive its attitude is towards the quality of an online degree. Those institutions that are *Fully Engaged* in online are very supportive of this idea, with fewer than 4 percent disagreeing, while those with no online offerings are the most negative.

**ONLINE DEGREES HAVE THE SAME LEVEL OF RESPECT AS FACE-TO-FACE DEGREES – WESTERN STATES – FALL 2006**

	Fully Engaged	Engaged	Non-Strategic Online	Not Yet Engaged	Not Interested
<b>Agree</b>	66.2%	32.2%	0.0%	0.0%	0.0%
<b>Neutral</b>	30.8%	54.5%	54.8%	51.6%	64.4%
<b>Disagree</b>	3.1%	13.3%	45.2%	48.4%	35.6%

Beginning with last year's survey, respondents have been asked to rate the importance of possible barriers to the widespread adoption of online learning. The choices included issues identified by previous survey respondents, as well as questions about the potential demand and acceptance of online instruction. Last year, academic leaders of every

**BARRIERS TO WIDESPREAD ADOPTION OF ONLINE LEARNING - WESTERN STATES - FALL 2006**



institutional size and type cited “Students need more discipline to succeed in online courses” as the most important barrier to the widespread adoption of online learning. No other factor was close, with the next-most cited issue mentioned by fewer than half as many chief academic officers.

This year’s results confirm last year’s findings. “Students need more discipline to succeed in online courses” was cited as an *Important* or a *Very Important* barrier by close to 80 percent of all academic leaders. The lack of acceptance by faculty was also cited as a potential barrier more frequently than other factors such as retention, cost, and acceptance by potential employers.

**BARRIERS TO WIDESPREAD ADOPTION OF ONLINE LEARNING (PERCENT RESPONDING VERY IMPORTANT) – WESTERN STATES – FALL 2006**

	Fully Engaged	Engaged	Non-Strategic Online	Not Yet Engaged	Not Interested
Students Need More Discipline in Online Courses	52.2%	30.6%	35.4%	30.3%	32.2%
Lack of Acceptance of Online Instruction by Faculty	25.0%	30.6%	27.6%	43.1%	14.9%
Lower Retention Rates in Online Courses	18.2%	11.1%	21.4%	32.3%	28.2%
Higher Costs to <i>Develop</i> Online Courses	12.3%	19.4%	4.0%	35.4%	27.5%
Higher Costs to <i>Deliver</i> Online Courses	14.9%	27.1%	0.0%	44.6%	13.3%
Lack of Acceptance of Online Degrees by Employers	12.3%	13.9%	3.2%	0.0%	18.1%

The level of concern with a number of potential barriers is greatest among those institutions that are classified as *Not Yet Engaged* on the online learning framework. These institutions report that online is an important part of their long-term strategy, but do not yet have any online offerings. As a group, they have the highest level of concern with many potential barriers; cost (both cost to develop online courses and the costs to deliver them), lower retention rates for online, and acceptance of online degrees. It is not clear whether these are long-standing or more recent concerns, but survey responses suggest that these concerns are likely factors that have kept them from introducing any online offerings.

# SURVEY METHODOLOGY

The sample for this analysis is composed of all active, degree-granting institutions of higher education in the fourteen western United States that are open to the public.

The Babson Survey Research Group has entered into a data collection partnership with the College Board. The College Board now includes questions for this study of online learning as part of its extensive data collection effort for its Annual Survey of Colleges. Babson Survey Research Group and the College Board coordinate survey instruments and sample outreach; each respondent institution receives identically-worded questions, and those that have responded to one survey are not asked to respond to the same questions on the other.

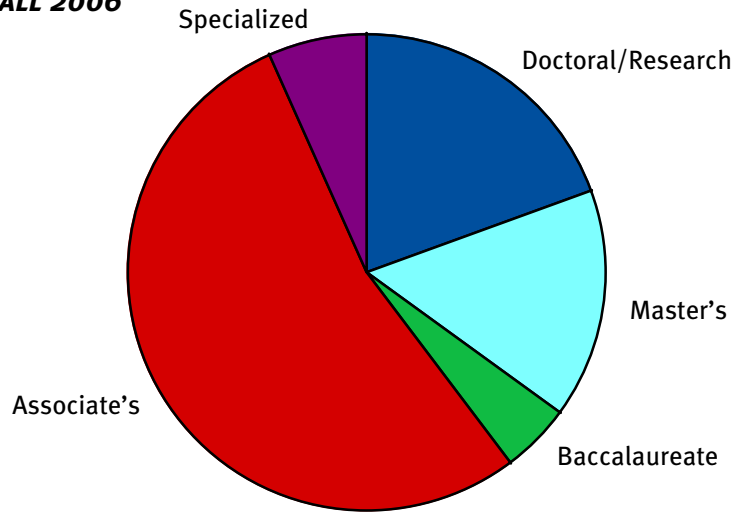
All sample schools were sent an invitation email and multiple reminders, inviting their participation and assuring them that no individual responses would be released. All survey respondents were promised that they would be notified when the report was released and would receive a free copy.

The sample universe contains 891 institutions (out of 4,491 nationally); a total of 389 responses were received, representing a 43.6 percent overall response rate. These responses were merged with the data from the previous survey years (994 national and 161 western in 2003, 1,170 national and 175 western in 2004, and 1,025 national and 134 western in 2005, and 2,251 national and 344 western responses in 2006) for examination of changes over time.

Institutional descriptive data come from the College Board Annual Survey of Colleges and from the Nation Center for Educational Statistics' IPEDS database (<http://nces.ed.gov/ipeds/>). After the data were compiled and linked to the College Board Annual College Survey and to the IPEDS database, the responders and nonresponders were compared to create weights, if necessary, to ensure that the survey results reflected the characteristics of the entire population of schools. The responses are compared for 35 unique categories based on the 2005 Carnegie Classification of Institutions of Higher Education (<http://www.carnegiefoundation.org/classifications/>). These weights provided a small adjustment to the results allowing for inferences to be made about the entire population of active, degree-granting institutions of higher education in the United States.

# APPENDIX

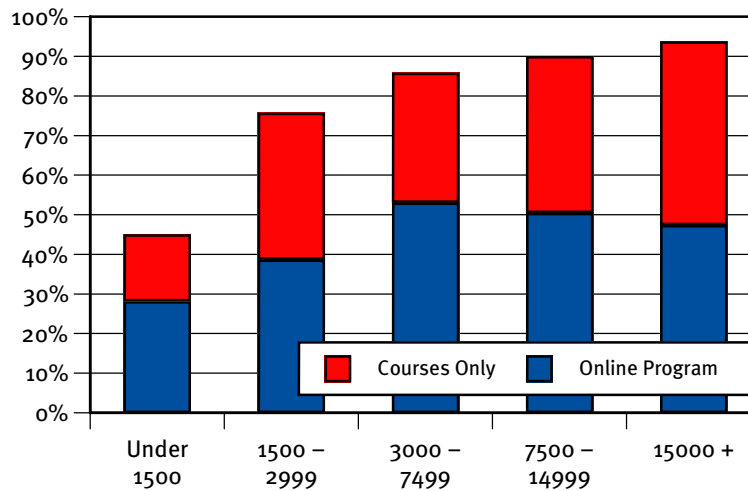
**TYPE OF INSTITUTION FOR STUDENTS TAKING AT LEAST ONE ONLINE COURSE - WESTERN STATES - FALL 2006**



**ONLINE EDUCATION IS STRATEGICALLY IMPORTANT FOR MY INSTITUTION - WESTERN STATES - FALL 2006**

	Not Important	Somewhat Important	Important	Very Important
Increase student access	0.0%	2.2%	23.1%	74.8%
Attract students from outside the traditional service area	5.8%	11.1%	31.0%	52.0%
Grow continuing and/or professional education	12.1%	14.2%	35.1%	38.6%
Improve student retention	7.8%	23.4%	33.0%	35.7%
Increase rate of degree completion	5.6%	17.5%	46.2%	30.6%
Enhance value of college/university brand	11.3%	22.9%	36.3%	29.5%
Provide pedagogic improvements	2.0%	32.2%	36.5%	29.3%
Optimize physical plant utilization	8.2%	28.6%	35.3%	27.8%
Increase the diversity of student body	10.8%	36.0%	27.5%	25.7%
Improve enrollment management responsiveness	8.0%	30.3%	37.2%	24.5%
Strengthen academic continuity in case of disaster	22.1%	35.4%	19.2%	23.3%
Reduce or contain costs	11.2%	33.1%	33.7%	22.0%
Increase strategic partnerships with other institutions	13.7%	36.0%	29.4%	20.9%
Enhance alumni and donor outreach	37.0%	35.6%	13.1%	14.3%

**ONLINE OFFERINGS BY SIZE OF INSTITUTION -  
WESTERN STATES - FALL 2006**



**ONLINE EDUCATION IS CRITICAL TO THE LONG-  
TERM STRATEGY OF MY INSTITUTION (PERCENT  
AGREEING) – WESTERN STATES – FALL 2002 TO  
FALL 2006**

	Public	Private nonprofit	Private for-profit
Fall 2002	67.5%	26.7%	30.3%
Fall 2003	67.1%	44.2%	44.4%
Fall 2004	70.3%	51.6%	52.6%
Fall 2005	76.4%	63.6%	49.6%
Fall 2006	70.9%	61.0%	52.0%

**BARRIERS TO WIDESPREAD ADOPTION OF ONLINE LEARNING – WESTERN STATES – FALL 2006**

	Not Important	Somewhat Important	Important	Very Important
Students Need More Discipline in Online Courses	7.6%	15.0%	38.0%	39.4%
Lack of Acceptance of Online Instruction by Faculty	7.8%	29.0%	37.0%	26.2%
Lower Retention Rates in Online Courses	11.5%	29.8%	38.0%	20.7%
Higher Costs to <i>Develop</i> Online Courses	18.4%	29.4%	34.8%	17.4%
Higher Costs to <i>Deliver</i> Online Courses	22.9%	24.5%	35.6%	17.0%
Lack of Acceptance of Online Degrees by Employers	25.1%	39.0%	24.7%	11.2%

# PARTNER ORGANIZATIONS



## Alfred P. Sloan Foundation

The Alfred P. Sloan Foundation makes grants in science, technology and the quality of American life. It's Anytime, Anyplace Learning program seeks to make high quality learning, education and training available anytime and anywhere for those motivated to seek it. The program has paved the way for nearly 3.5 million learners nationwide to take online courses today. [www.sloan.org](http://www.sloan.org)



## The College Board

The College Board is a not-for-profit membership association whose mission is to connect students to college success and opportunity. Founded in 1900, the association is composed of more than 5,000 schools, colleges, universities, and other educational organizations. [www.collegeboard.com](http://www.collegeboard.com)



## Southern Regional Education Board

SREB, a nonprofit and nonpartisan organization based in Atlanta, Georgia, advises state education leaders on ways to improve education. SREB was created in 1948 by Southern governors and legislatures to help leaders in education and government work cooperatively to advance education and improve the social and economic life of the region. [www.sreb.org](http://www.sreb.org)



## Midwestern Higher Education Compact

Established in 1991 as an interstate compact agency, the Midwestern Higher Education Compact (MHEC) is charged with promoting interstate cooperation and resource sharing in higher education accomplishing this through three core functions: cost savings programs, student access and policy research. [www.mhec.org](http://www.mhec.org)



## American Distance Education Consortium

ADEC is a nonprofit distance education consortium composed of approximately 65 state universities and land-grant colleges. The consortium was conceived and developed to promote the creation and provision of high quality, economical distance education programs and services to diverse audiences through the most appropriate information technologies available. [www.adec.edu](http://www.adec.edu)



## The Sloan Consortium

The Sloan Consortium is the nation's largest association of institutions and organizations committed to quality online education and administered through Babson College and Franklin W. Olin College of Engineering. [www.sloan-c.org](http://www.sloan-c.org)



## Babson Survey Research Group

The Babson Survey Research Group in the Arthur M. Blank Center for Entrepreneurial Research at Babson College conducts regional, national, and international research projects, including survey design, sampling methodology, data integrity, statistical analyses and reporting.

This report is provided through the generous sponsorship of:



**Online Nation:** *Five Years of Growth in Online Learning – Western Edition* represents the first report on the state of online learning among higher education institutions in the fourteen western states. The study is aimed at answering some of the fundamental questions about the nature and extent of online education. Based on responses from nearly 400 colleges and universities, the report addresses the following key questions:

- How Many Students are Learning Online?
- Where has the Growth in Online Learning Been?
- Why do Institutions Provide Online Offerings?
- What are the Prospects for Future Online Enrollment Growth?
- What are the Barriers to Widespread Adoption of Online Education?

The survey analysis is based on a comprehensive sample of active, degree-granting institutions of higher education that are open to the public in the fourteen western states.



Copyright ©2008 by Sloan-C™  
All rights reserved. Published 2008



US \$29.95