

CSR499 CRCNA SPE

Summary Report

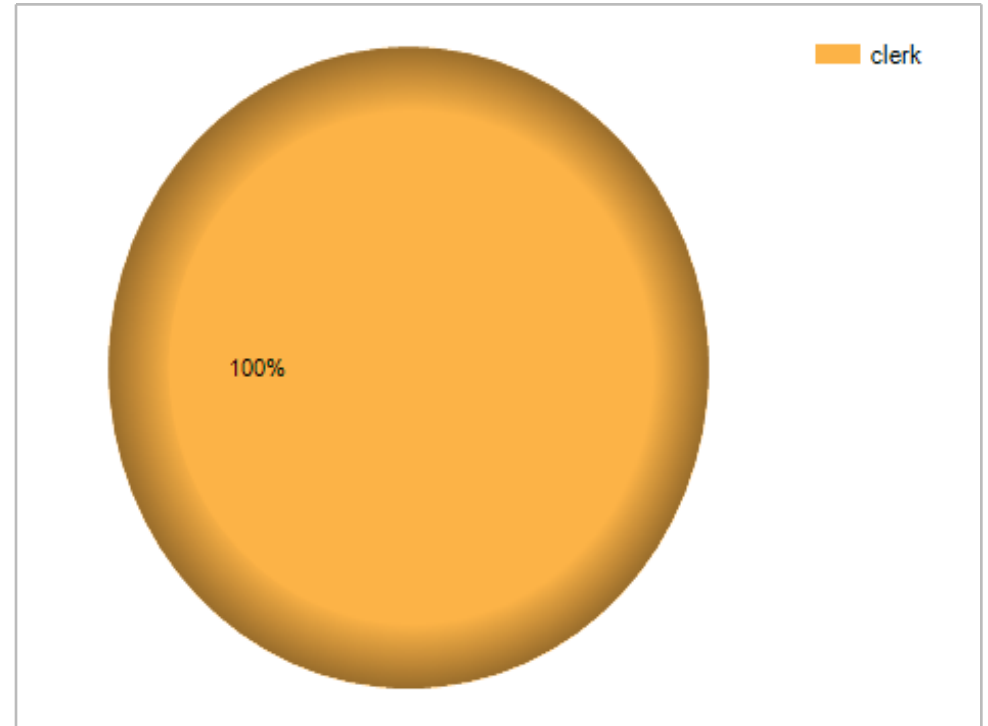
1. Position

Response Rate: 100% (N=406) Question Type: Choose one Tag: position

pastor (1)	0	0%
clerk (2)	406	100%
Total Responses	406	

Statistics

Mean	2.00
Median	2.00
Standard Deviation	0.00



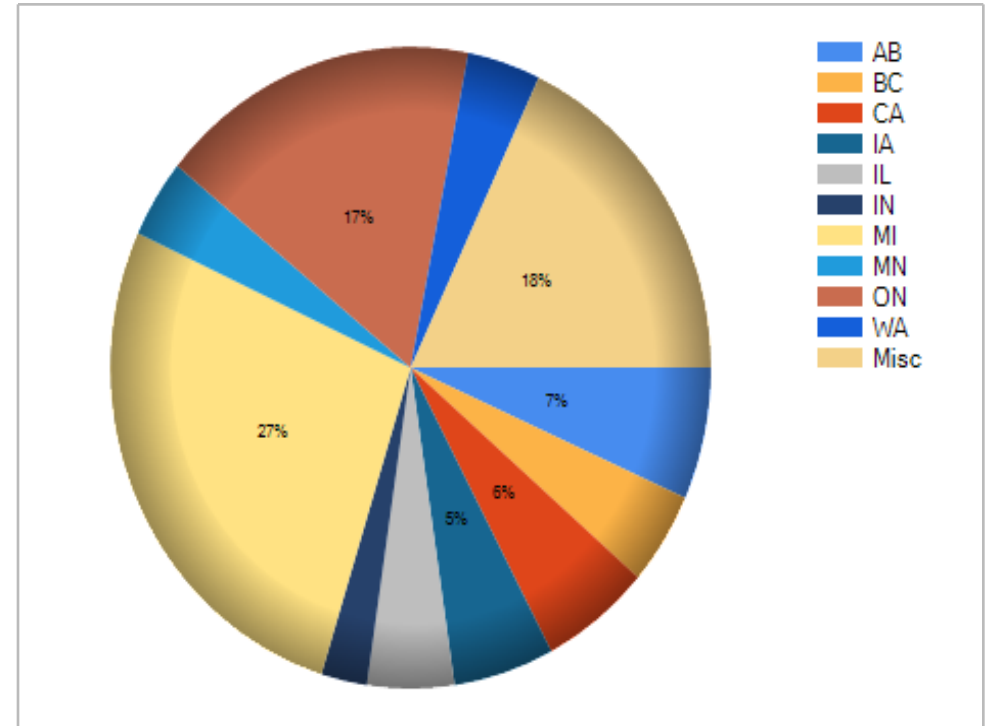
CSR499 CRCNA SPE

Summary Report

5. State/Province

Response Rate: 100% (N=406) Question Type: Choose one Tag: StateProv

AB	27	7%
AK	2	0%
AZ	2	0%
BC	19	5%
CA	24	6%
CO	5	1%
CT	1	0%
FL	6	1%
HI	1	0%
IA	22	5%
IL	19	5%
IN	10	2%
KS	1	0%
MA	3	1%
MB	3	1%
MD	1	0%
MI	110	27%
MN	16	4%
MO	1	0%
MT	1	0%



CSR499 CRCNA SPE

Summary Report

5. State/Province (Continued)

NB	1	0%
NJ	8	2%
NL	0	0%
NM	4	1%
NS	1	0%
NY	5	1%
OH	2	0%
ON	70	17%
OR	1	0%
PA	1	0%
QC	1	0%
SD	7	2%
SK	1	0%
TX	3	1%
UT	1	0%
VA	1	0%
WA	16	4%
WI	9	2%
Total Responses	406	

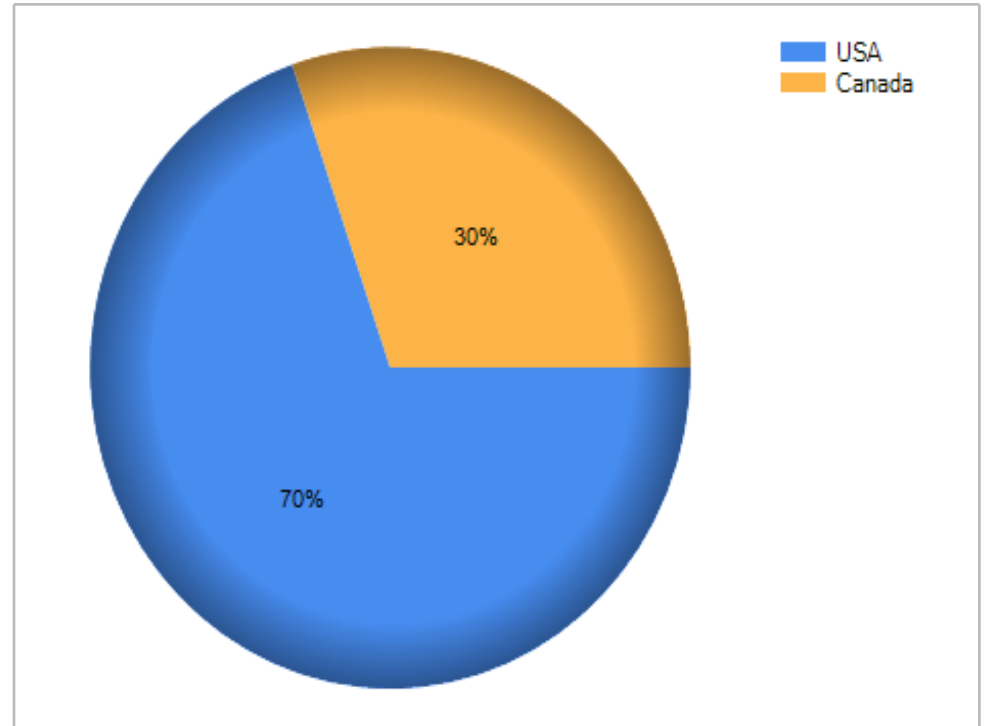
CSR499 CRCNA SPE

Summary Report

6. Country

Response Rate: 100% (N=406) Question Type: Choose one Tag: Country

USA	283	70%
Canada	123	30%
Total Responses	406	



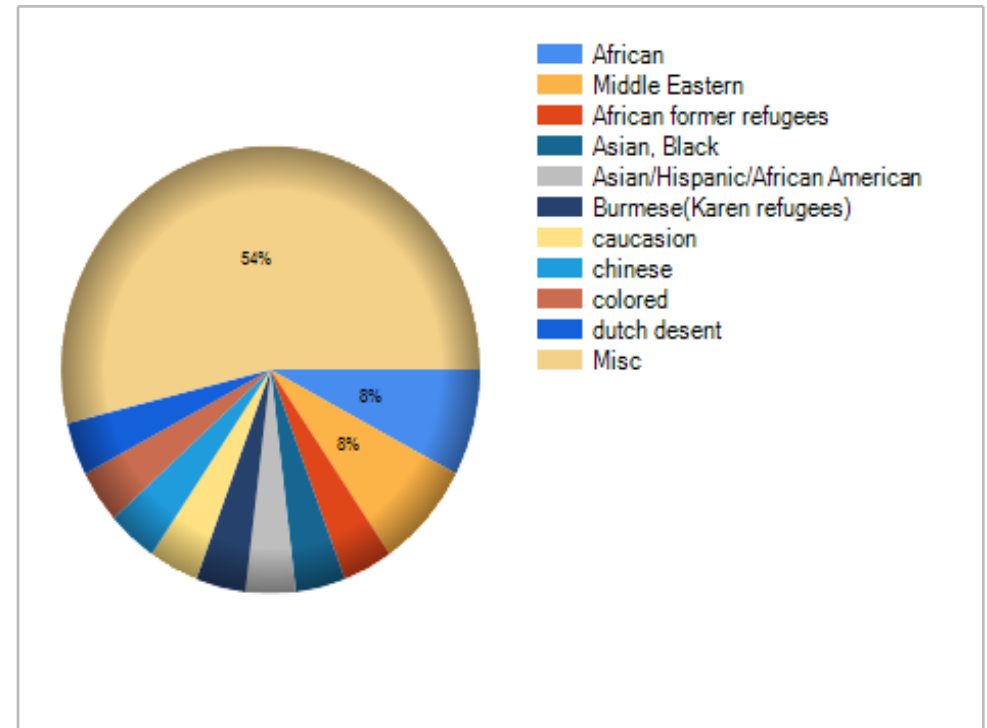
CSR499 CRCNA SPE

Summary Report

97. 1. Other please specify

Response Rate: 6% (N=26) Question Type: Text

African	2	8%
Middle Eastern	2	8%
African former refugees	1	4%
Asian, Black	1	4%
Asian/Hispanic/African American	1	4%
Burmese(Karen refugees)	1	4%
caucasian	1	4%
chinese	1	4%
colored	1	4%
dutch desent	1	4%
Misc	14	54%
East Indian - 1		
Eritrea - 1		
Iranian - 1		
Laotion - 1		
Mix - Hispanic, Black - 1		
Mixed - 1		
mixed race and non white - 1		
Mixed Racial - 1		
mostly caucasian - 1		



CSR499 CRCNA SPE

Summary Report

97. 1. Other please specify (Continued)

Phillipino - 1	
Portugese - 1	
should be 98.5 for White/Cauc; field won't allow - 1	
white - 1	
Yearbook ID #2449 - 1	
Total Responses	26

CSR499 CRCNA SPE

Summary Report

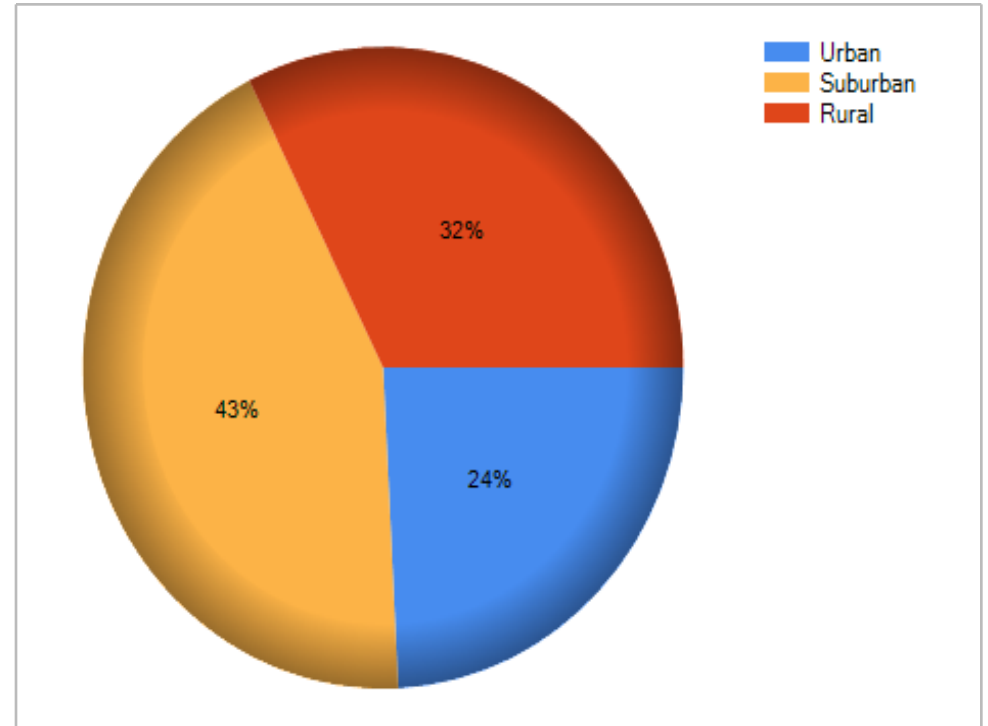
98. 2. Is your ministry located in an area that is:

Response Rate: 100% (N=405) Question Type: Choose one

Urban (1)	98	24%
Suburban (2)	176	43%
Rural (3)	131	32%
Total Responses	405	

Statistics

Mean	2.08
Median	2.00
Standard Deviation	0.75



CSR499 CRCNA SPE

Summary Report

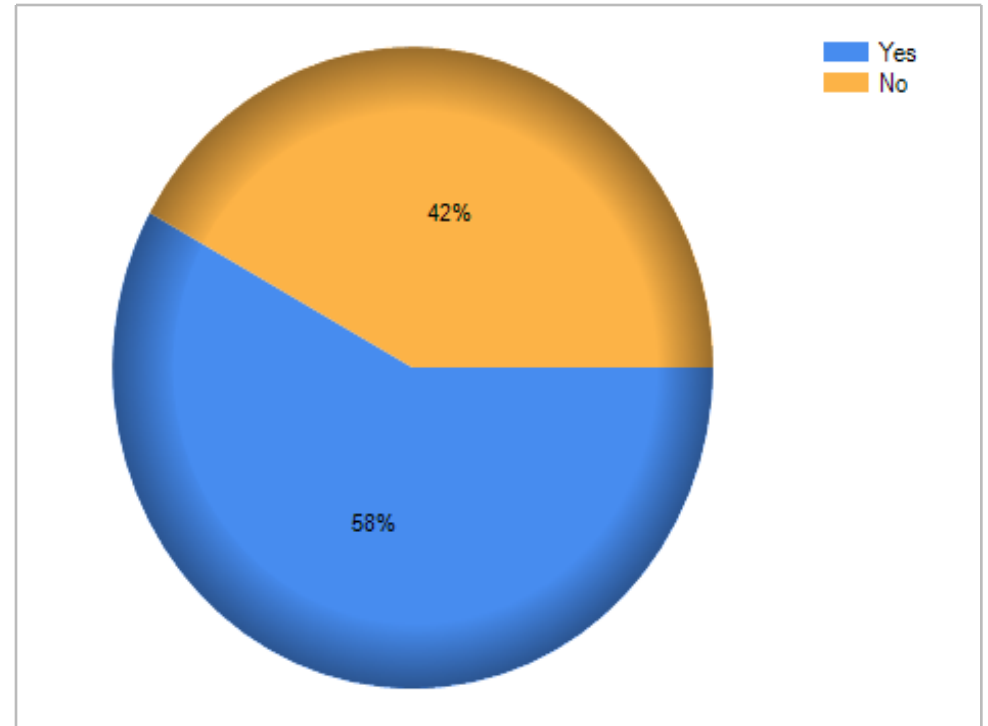
101. 5. Has your pastor gone on a spiritual retreat in the last twelve months? If you currently have more than one pastor, please evaluate the pastor (usually senior) who will complete the companion pastor's survey.

Response Rate: 100% (N=405) Question Type: Choose one

Yes (1)	235	58%
No (2)	170	42%
Total Responses	405	

Statistics

Mean	1.42
Median	1.00
Standard Deviation	0.49



CSR499 CRCNA SPE

Summary Report

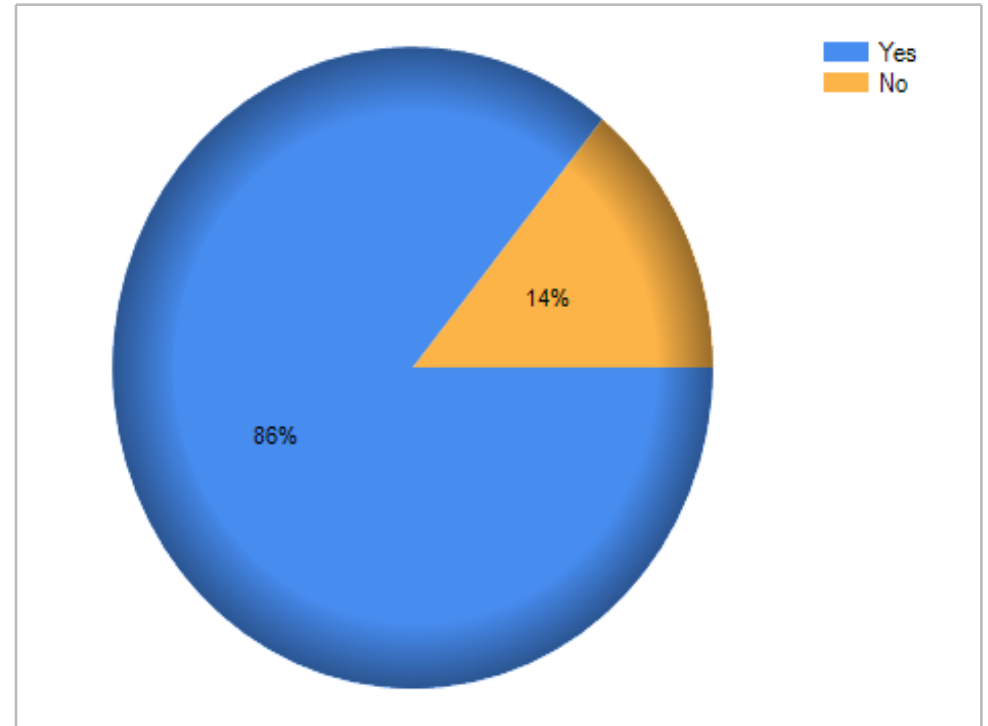
102. 6. Does the council encourage your pastor to meet regularly with one or more other Christians for the purpose of deepening his/her relationship with God?

Response Rate: 100% (N=404) Question Type: Choose one

Yes (1)	347	86%
No (2)	57	14%
Total Responses	404	

Statistics

Mean	1.14
Median	1.00
Standard Deviation	0.35



CSR499 CRCNA SPE

Summary Report

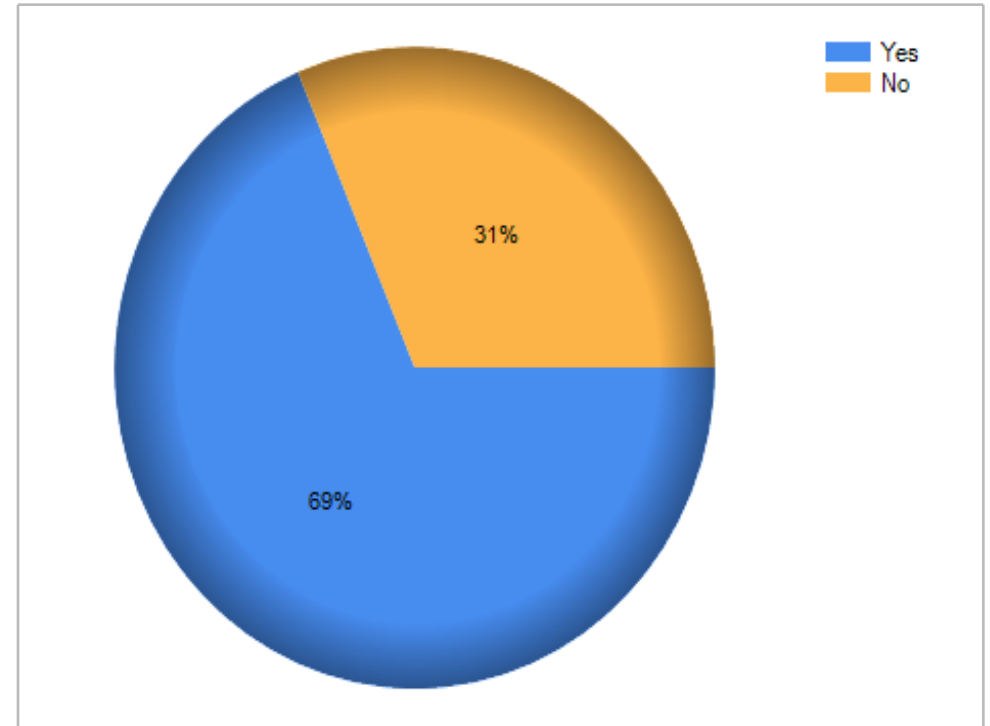
103. 7. Does the council (or its representatives) reflect with the pastor on the pastor's own goals for spiritual formation and growth and how to sustain these goals?

Response Rate: 100% (N=405) Question Type: Choose one

Yes (1)	278	69%
No (2)	127	31%
Total Responses	405	

Statistics

Mean	1.31
Median	1.00
Standard Deviation	0.46



CSR499 CRCNA SPE

Summary Report

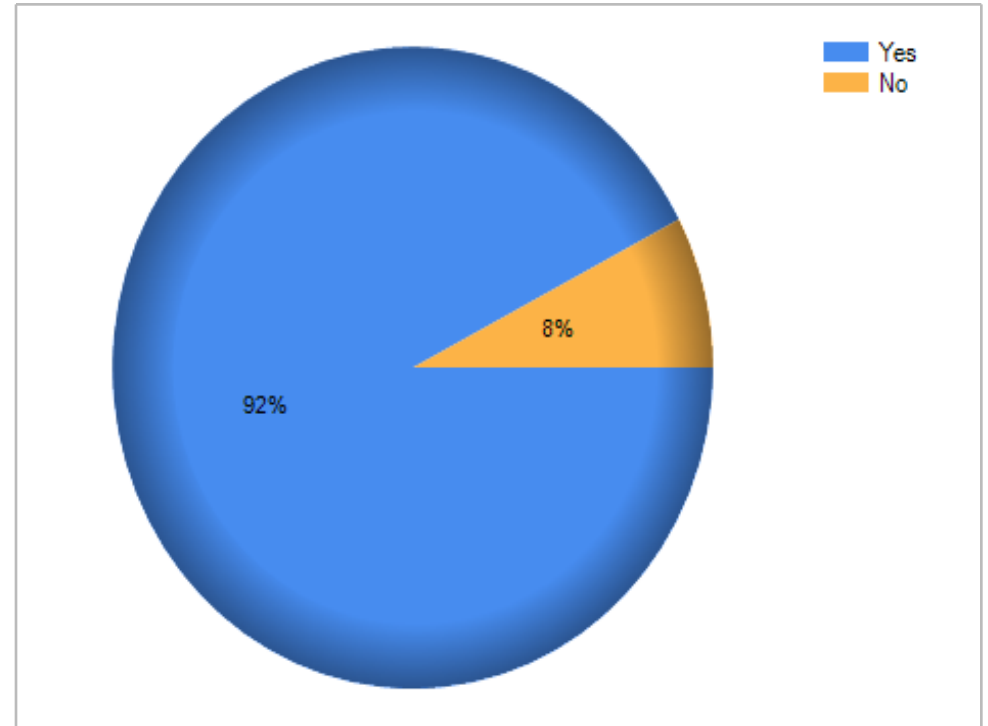
104. 8. Does your congregation have vision and mission statements?

Response Rate: 100% (N=405) Question Type: Choose one

Yes (1)	374	92%
No (2)	31	8%
Total Responses	405	

Statistics

Mean	1.08
Median	1.00
Standard Deviation	0.27



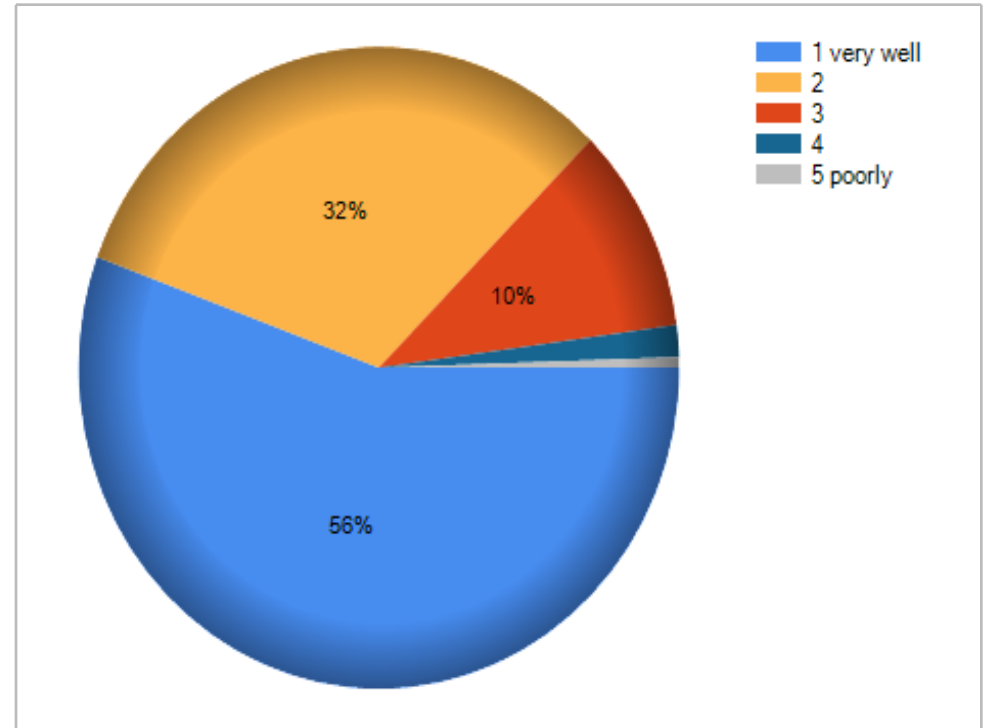
CSR499 CRCNA SPE

Summary Report

105. 8a. How well does your pastor embrace and advance your congregation's mission and vision through his/her preaching, other ministry roles, and personal life?

Response Rate: 92% (N=374) Question Type: Choose one

1 very well (5)	208	56%
2 (4)	119	32%
3 (3)	39	10%
4 (2)	6	2%
5 poorly (1)	2	1%
Total Responses	374	
Statistics		
Mean		4.40
Median		5.00
Standard Deviation		0.78



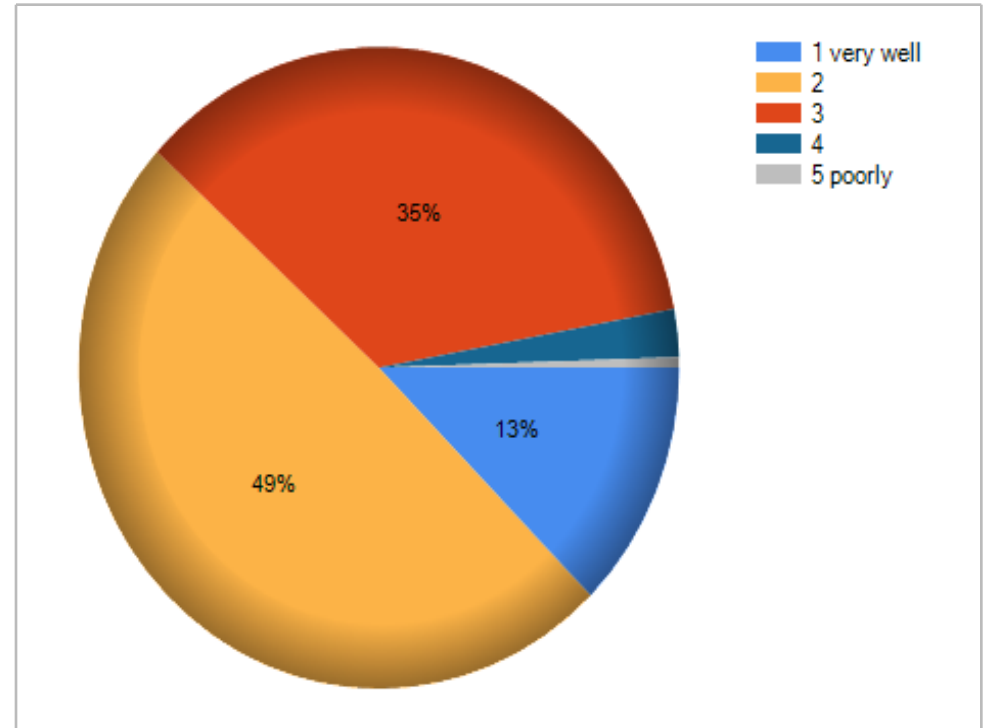
CSR499 CRCNA SPE

Summary Report

106. 8b. How well do you as council members live out the congregation's mission and vision through your ministry roles and personal lives?

Response Rate: 92% (N=374) Question Type: Choose one

1 very well (1)	47	13%
2 (2)	184	49%
3 (3)	132	35%
4 (4)	9	2%
5 poorly (5)	2	1%
Total Responses	374	
Statistics		
Mean		2.29
Median		2.00
Standard Deviation		0.73



CSR499 CRCNA SPE

Summary Report

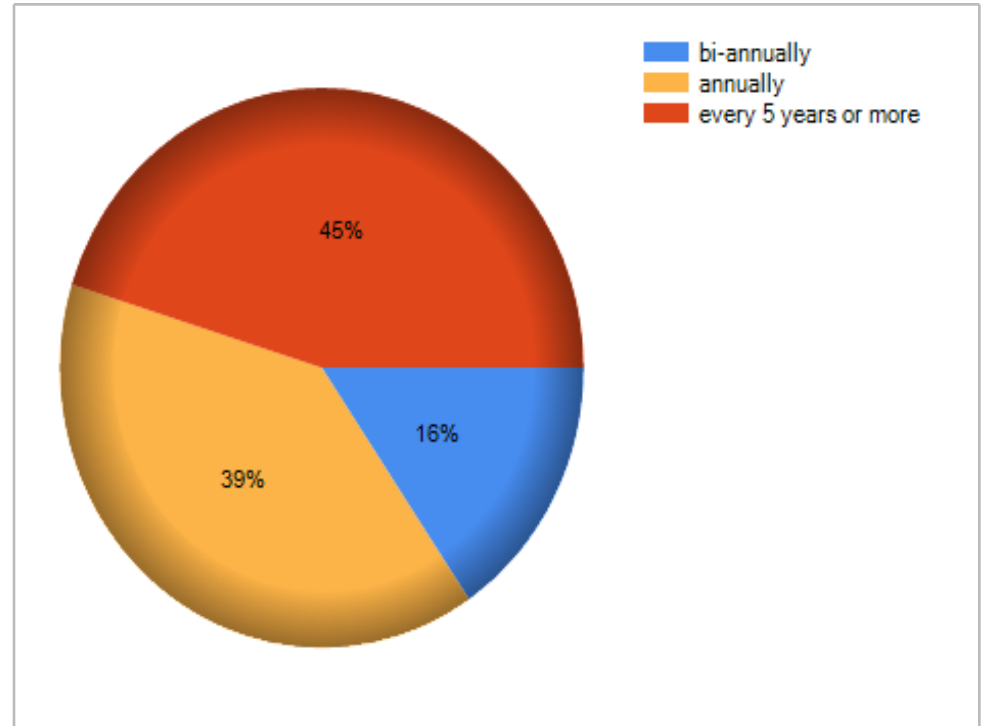
107. 8c. How frequently do you, the council, review your church's vision and mission statements?

Response Rate: 92% (N=374) Question Type: Choose one

bi-annually (1)	58	16%
annually (2)	147	39%
every 5 years or more (3)	169	45%
Total Responses	374	

Statistics

Mean	2.30
Median	2.00
Standard Deviation	0.72



CSR499 CRCNA SPE

Summary Report

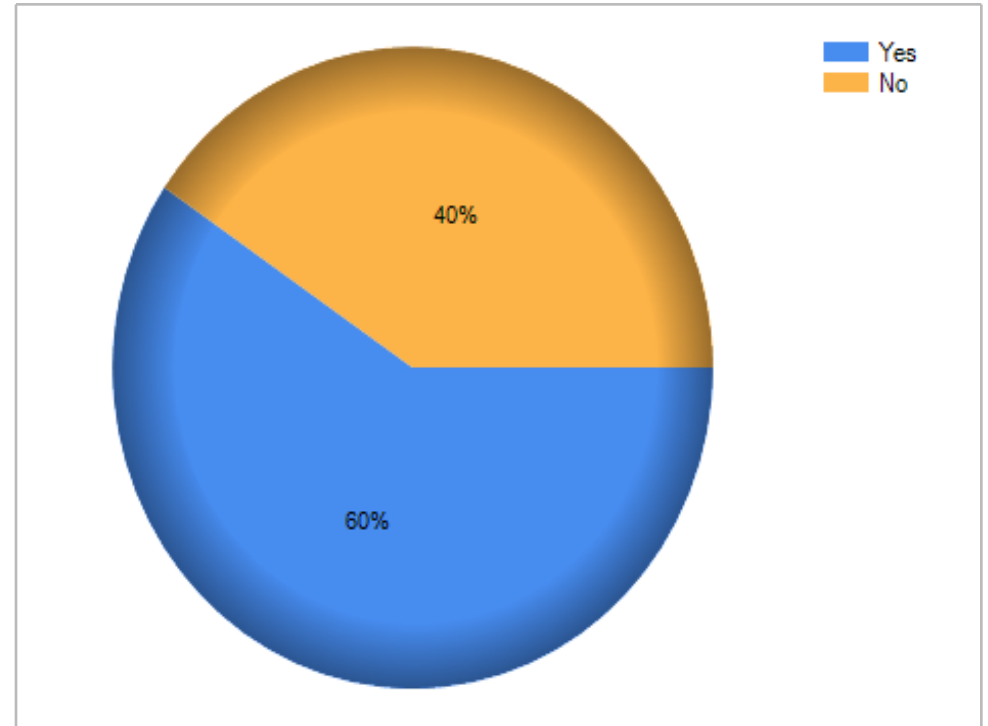
108. 9. Does the council systematically offer feedback on your pastor's preaching?

Response Rate: 100% (N=405) Question Type: Choose one

Yes (1)	241	60%
No (2)	164	40%
Total Responses	405	

Statistics

Mean	1.40
Median	1.00
Standard Deviation	0.49



CSR499 CRCNA SPE

Summary Report

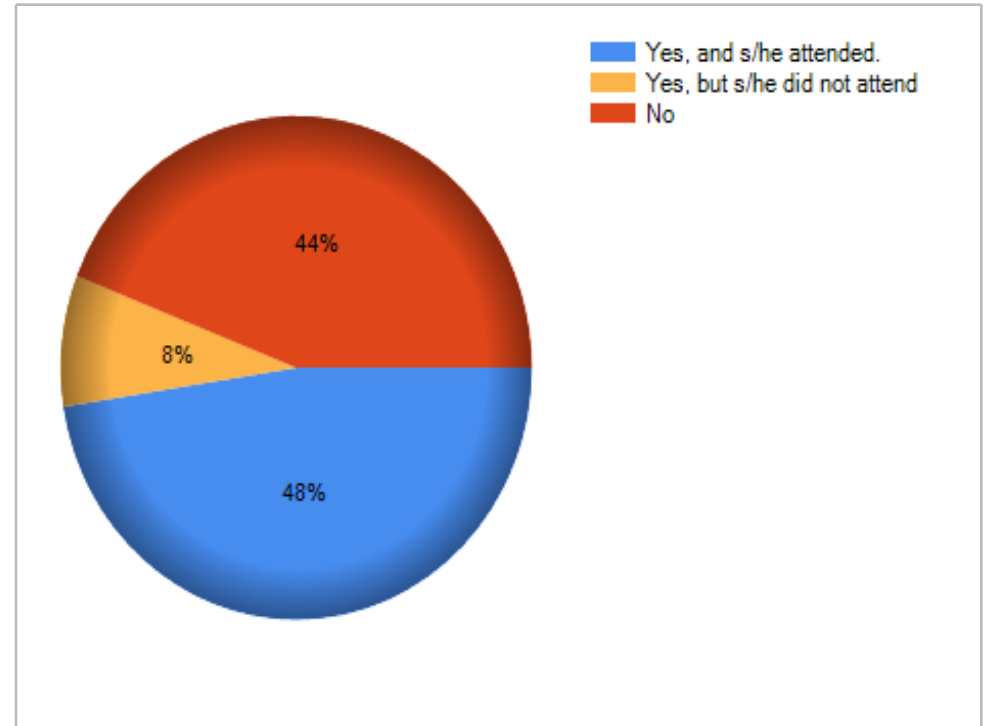
109. 10. Has the council encouraged your pastor to participate in a workshop/seminar on pastoral preaching/teaching in the last 12 months?

Response Rate: 100% (N=404) Question Type: Choose one

Yes, and s/he attended. (1)	192	48%
Yes, but s/he did not attend (2)	34	8%
No (3)	178	44%
Total Responses	404	

Statistics

Mean	1.97
Median	2.00
Standard Deviation	0.96



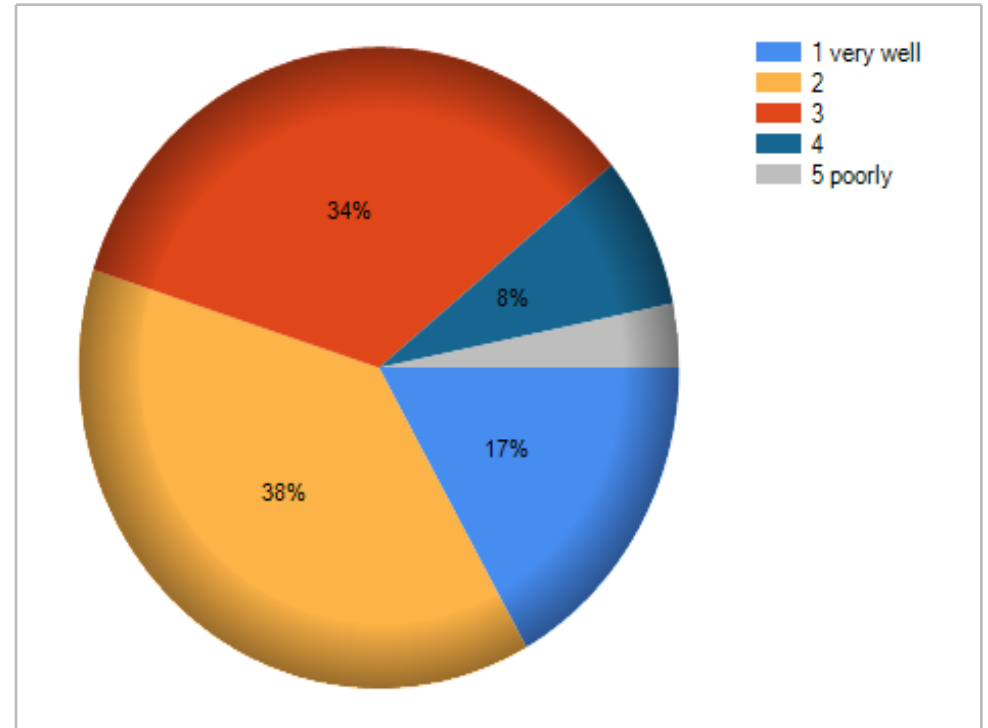
CSR499 CRCNA SPE

Summary Report

110. 11. How well do you as council assist and encourage your pastor by reflecting together on his/her assigned role and personal sense of calling and vision?

Response Rate: 100% (N=404) Question Type: Choose one

1 very well (5)	68	17%
2 (4)	154	38%
3 (3)	138	34%
4 (2)	31	8%
5 poorly (1)	13	3%
Total Responses	404	
Statistics		
Mean		3.58
Median		4.00
Standard Deviation		0.96



CSR499 CRCNA SPE

Summary Report

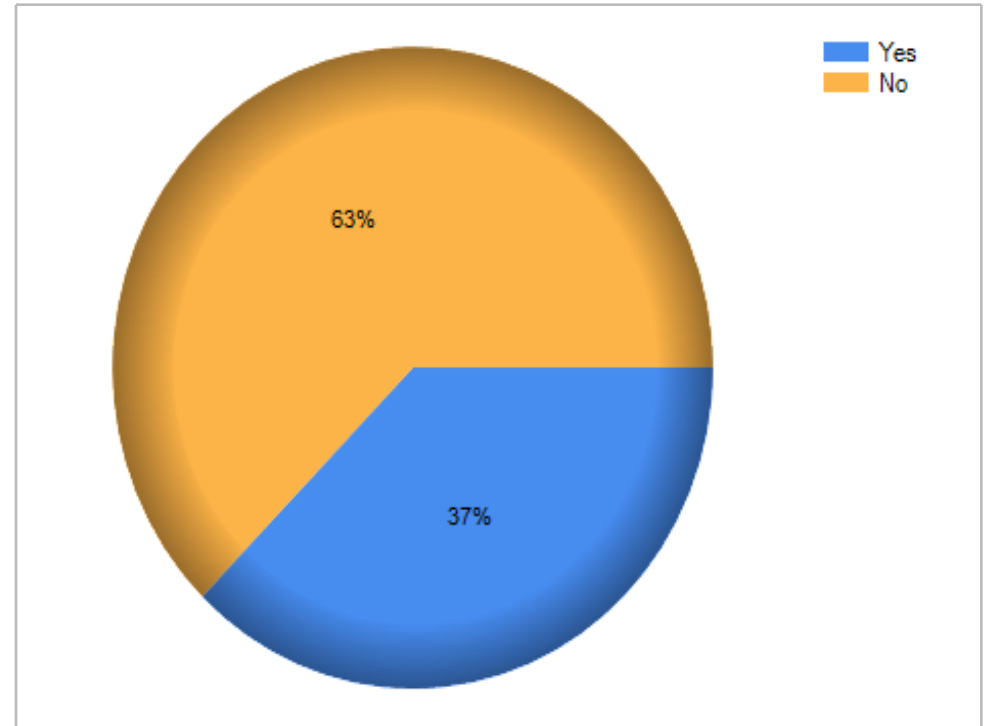
111. 11a. Does your church have a pastor/church committee through which support of the pastor is demonstrated?

Response Rate: 100% (N=404) Question Type: Choose one

Yes (1)	151	37%
No (2)	253	63%
Total Responses	404	

Statistics

Mean	1.63
Median	2.00
Standard Deviation	0.48



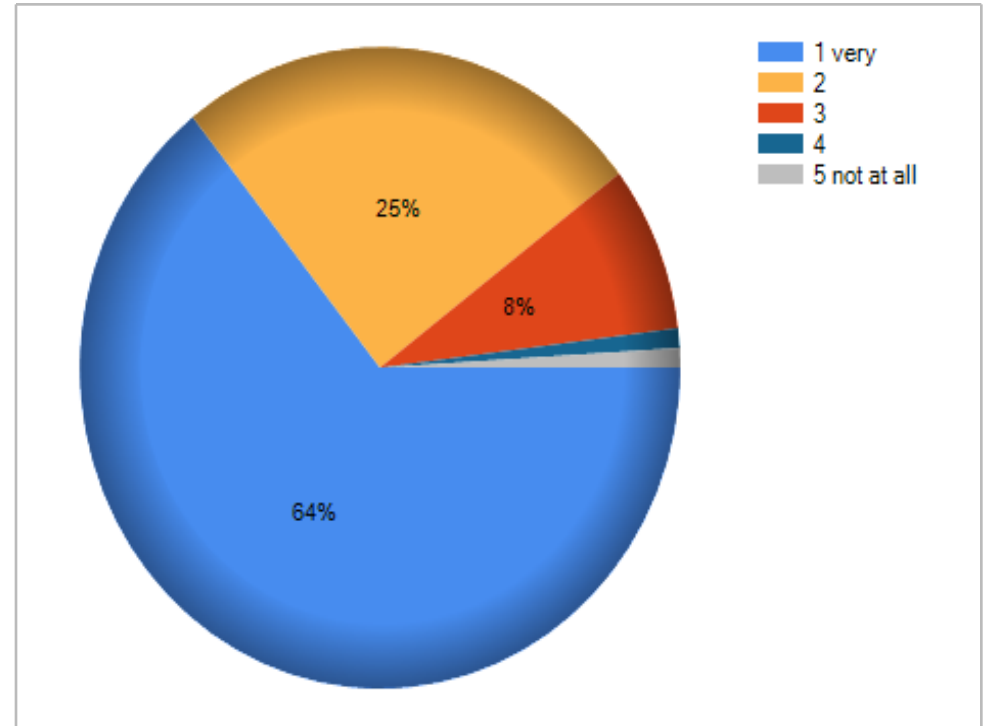
CSR499 CRCNA SPE

Summary Report

117. 13. Is your council supportive of your pastor receiving continuing education and training?

Response Rate: 100% (N=406) Question Type: Choose one

1 very (5)	261	64%
2 (4)	103	25%
3 (3)	34	8%
4 (2)	4	1%
5 not at all (1)	4	1%
Total Responses	406	
Statistics		
Mean		4.51
Median		5.00
Standard Deviation		0.77



CSR499 CRCNA SPE

Summary Report

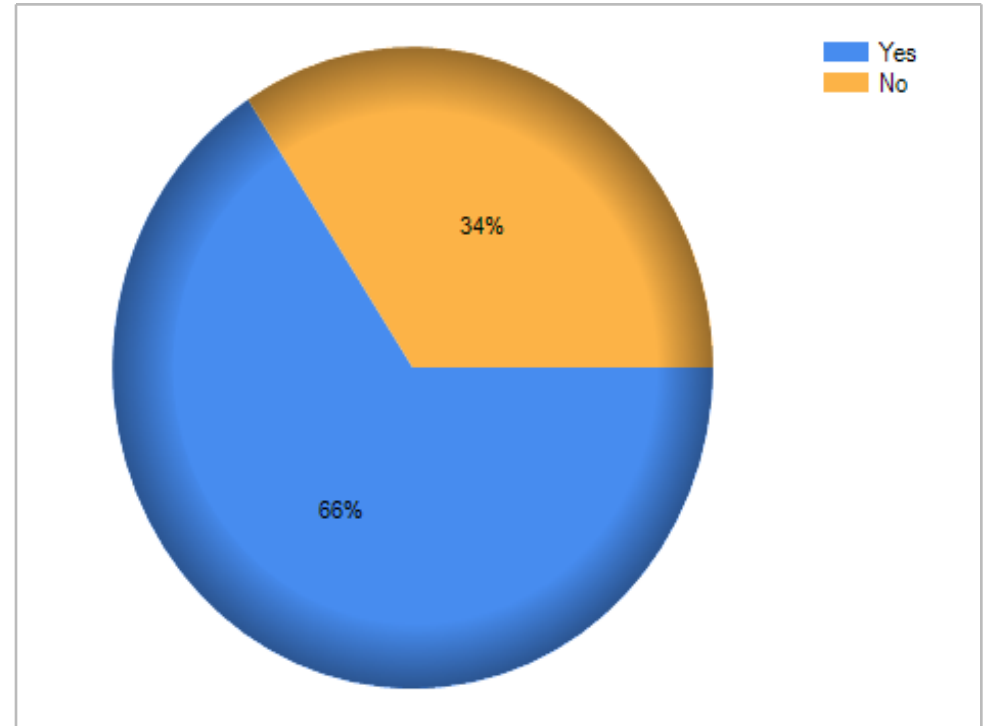
118. 13a. Does your church have a budget line for the pastor's continuing education?

Response Rate: 100% (N=406) Question Type: Choose one

Yes (1)	267	66%
No (2)	139	34%
Total Responses	406	

Statistics

Mean	1.34
Median	1.00
Standard Deviation	0.48



CSR499 CRCNA SPE

Summary Report

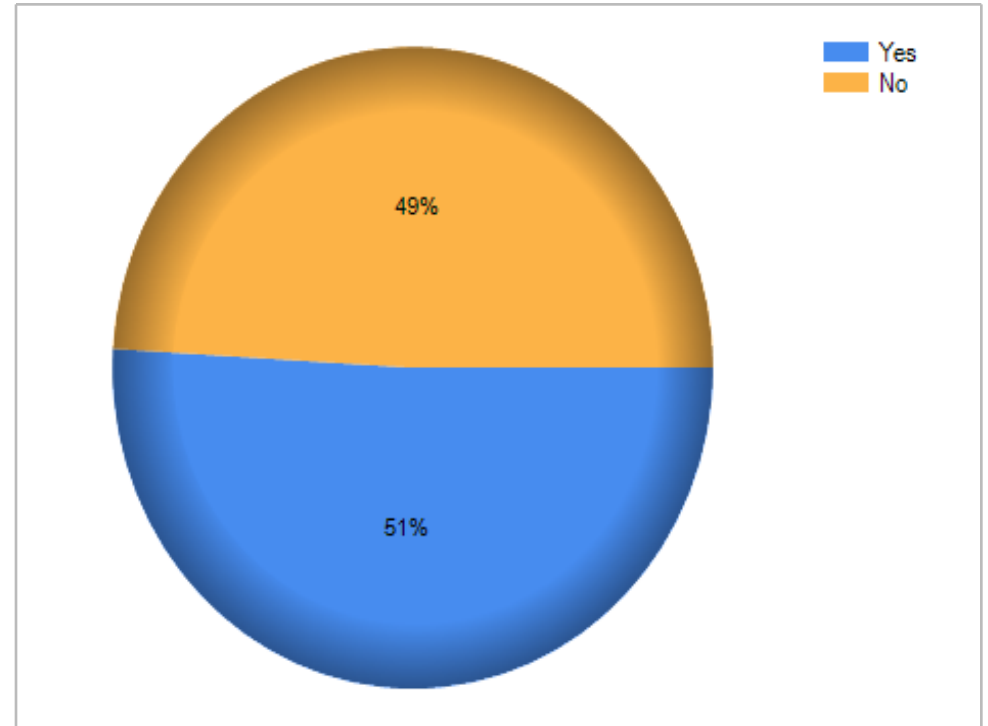
120. 13c. Does the pastor use all of the funds available each year?

Response Rate: 65% (N=265) Question Type: Choose one

Yes (1)	135	51%
No (2)	130	49%
Total Responses	265	

Statistics

Mean	1.49
Median	1.00
Standard Deviation	0.50



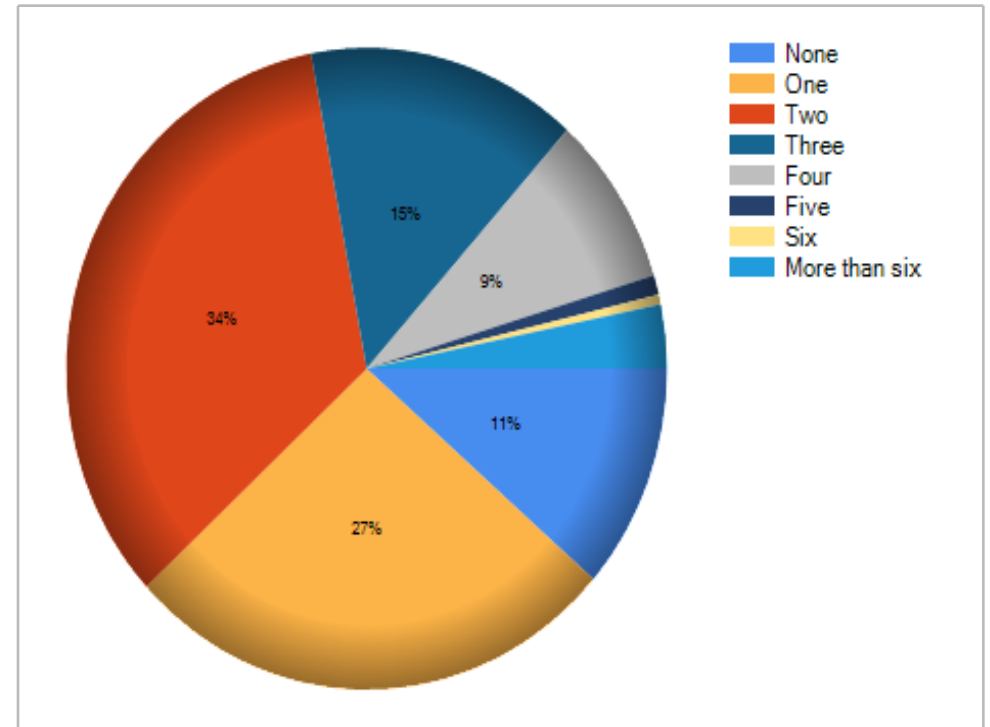
CSR499 CRCNA SPE

Summary Report

121. 14. How many continuing education events (conferences, lectures, workshops etc) has your pastor attended in the last year?

Response Rate: 100% (N=404) Question Type: Choose one

None (0)	46	11%
One (1)	108	27%
Two (2)	137	34%
Three (3)	59	15%
Four (4)	35	9%
Five (5)	4	1%
Six (6)	2	0%
More than six (7)	13	3%
Total Responses	404	
Statistics		
Mean		2.30
Median		2.00
Standard Deviation		1.37



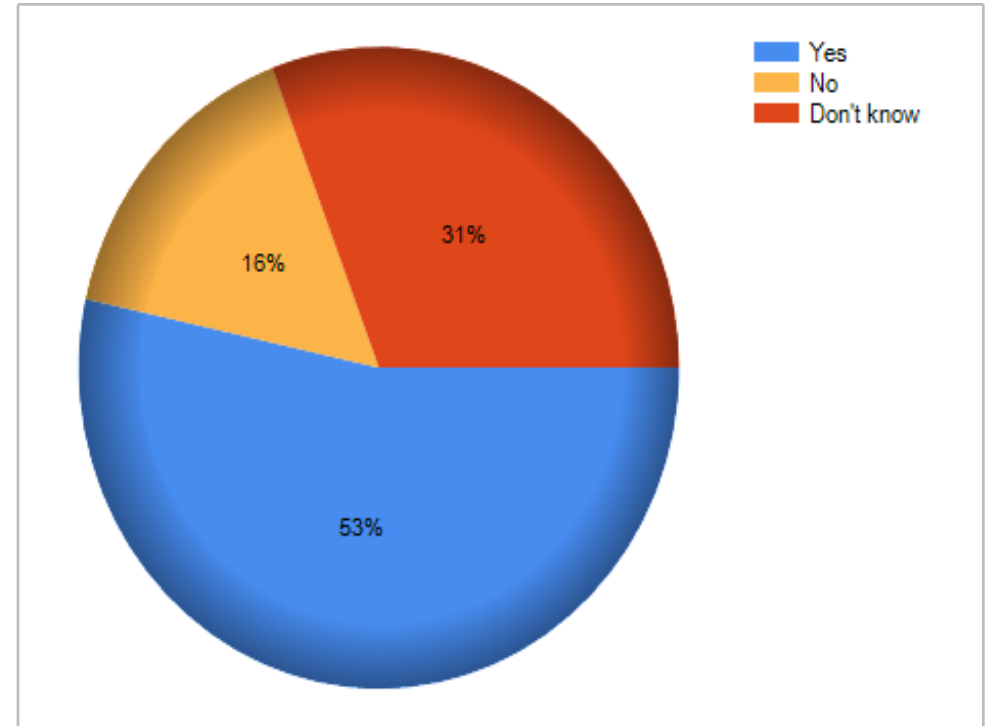
CSR499 CRCNA SPE

Summary Report

122. 15. Is your pastor a part of a peer learning group?

Response Rate: 100% (N=406) Question Type: Choose one

Yes (1)	217	53%
No (2)	64	16%
Don't know (9)	125	31%
Total Responses	406	
Statistics		
Mean		3.62
Median		1.00
Standard Deviation		3.61



CSR499 CRCNA SPE

Summary Report

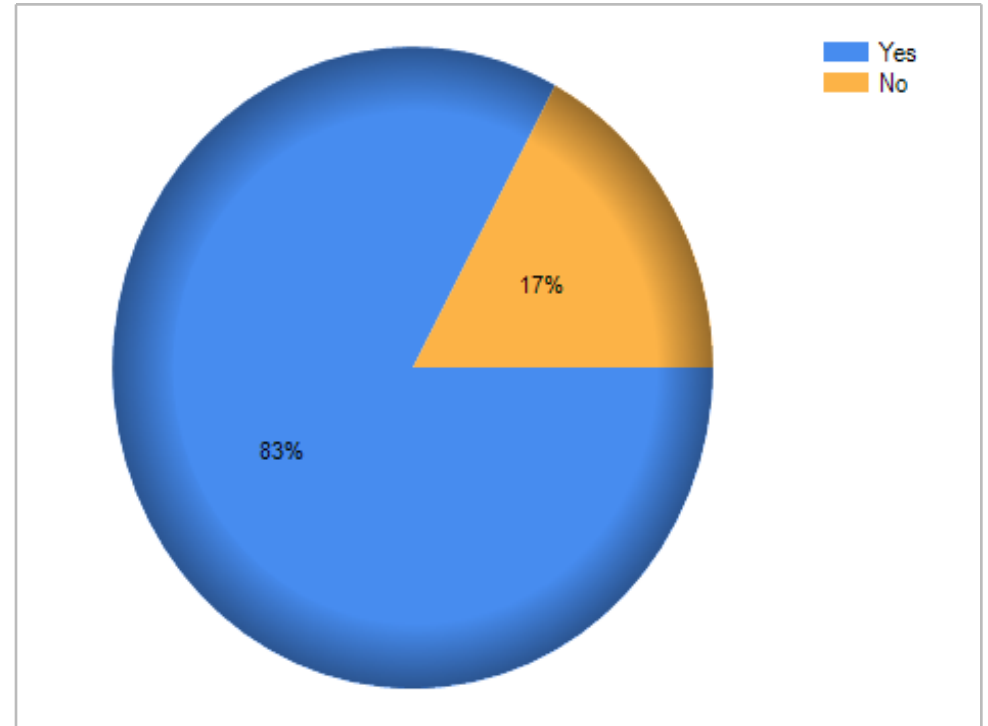
123. 15a. Does your pastor share experiences/learnings from this group with the council?

Response Rate: 53% (N=216) Question Type: Choose one

Yes (1)	179	83%
No (2)	37	17%
Total Responses	216	

Statistics

Mean	1.17
Median	1.00
Standard Deviation	0.38



CSR499 CRCNA SPE

Summary Report

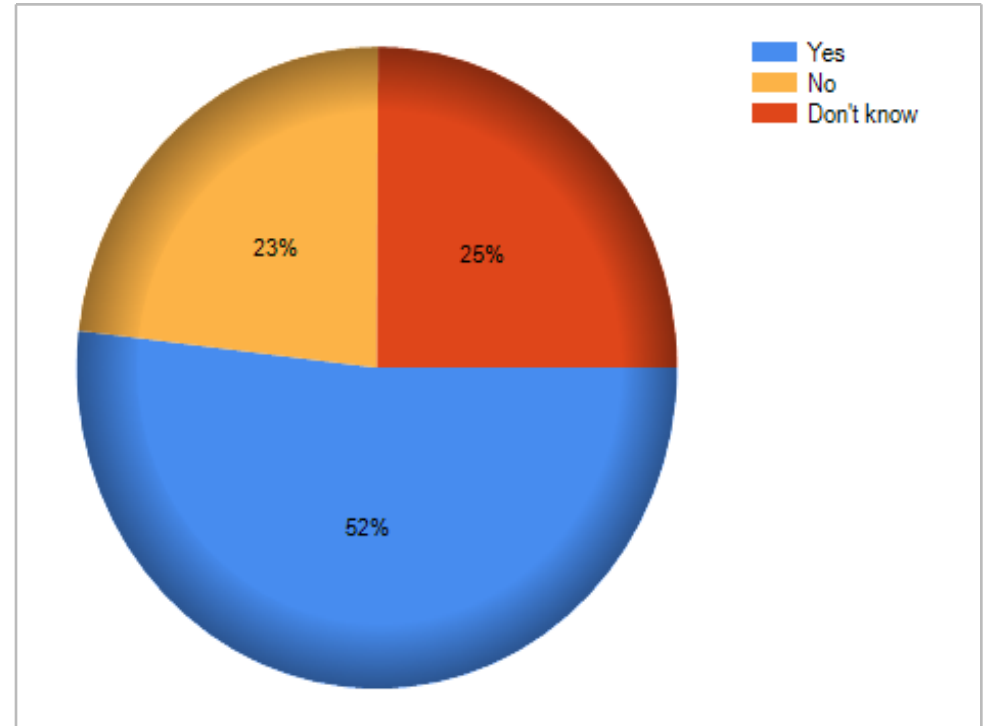
124. 16. Is your pastor currently in a mentor/mentee relationship?

Response Rate: 100% (N=405) Question Type: Choose one

Yes (1)	210	52%
No (2)	94	23%
Don't know (3)	101	25%
Total Responses	405	

Statistics

Mean	1.73
Median	1.00
Standard Deviation	0.83



CSR499 CRCNA SPE

Summary Report

125. 17. How many of the above (continuing education events, peer learning groups, mentor-mentee relationships) were/are connected with the CRC Sustaining Pastoral Excellence project (which is funded by Lilly Endowment Inc)?

Response Rate: 100% (N=405) Question Type: Choose one

3 or more (3)	9	2%
1 or 2 (2)	79	20%
None (1)	100	25%
Don't know (9)	217	54%
Total Responses	405	

Statistics	
Mean	5.53
Median	9.00
Standard Deviation	3.76

