

Summary of Averages

This summary shows individual questions from the healthy church portion of the survey ranked from highest to lowest averages.

The first section, labeled "Healthy (1 to 4)", ranks the eleven overall items with the scale from "Very unhealthy (1)" to "Very healthy (4)"

The second section, labeled "True (1 to 5)", ranks the 46 items on church health with the scale from "Definitely untrue (1)" to "Definitely true (5)"



Church		
Survey Questions	Topic	Mean Score (higher is better)
Healthy (1 to 4)		3.51
Church Health: Centrality of the Bible	Centrality of the Bible	3.87
Church Health: Generous stewardship	Generous stewardship	3.76
Church Health: Servant leadership	Servant leadership	3.64
Church Health: Authentic spirituality	Authentic spirituality	3.61
Church Health: Children and youth ministry	Children and youth ministry	3.59
Church Health: Loving Relationships	Loving relationships	3.55
Church Health: Transforming worship	Transforming worship	3.49
Church Health: Justice and righteousness advocate	Justice and righteousness advocacy	3.39
Church Health: Community and Global Outreach	Community and global outreach	3.38
Church Health: Clear mission or vision	Clear mission or vision	3.31
Church Health: Disciple-making	Disciple-making	2.99

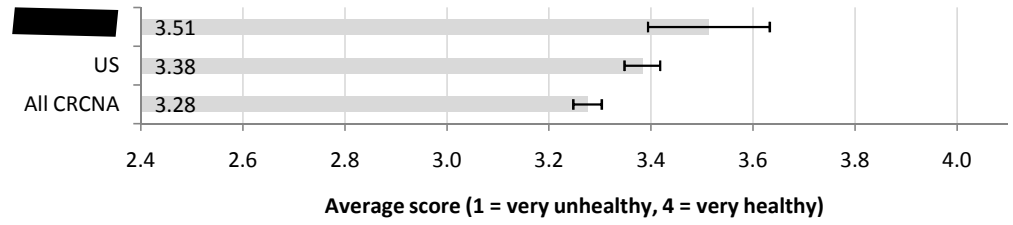
Survey Questions	Topic	Mean Score (higher is better)
True (1 to 5)		3.97
Church Health: Accommodating disabilities	Justice and righteousness advocacy	4.70
Church Health: Encourages Biblically-based living	Centrality of the Bible	4.67
Personal evaluation: Seeking God's guidance	Authentic spirituality	4.64
Church Health: Supports denominations	Community and global outreach	4.63
Personal evaluation: Leaders attentive to concerns	Servant leadership	4.61
Church Health: Good use of money	Generous stewardship	4.60
Church Health: Ministry plan for youth	Children and youth ministry	4.56
Personal evaluation: Bible as primary authority	Centrality of the Bible	4.47
Church Health: Encourages generous giving	Generous stewardship	4.44
Church Health: Youth to congregation life	Children and youth ministry	4.40
Church Health: Clear expectations of newcomers	Disciple-making	4.39
Church Health: Congregation's Bible knowledge	Centrality of the Bible	4.38
Church Health: Promotes loving relationships	Loving relationships	4.37
Personal evaluation: Anticipation for God's move	Transforming worship	4.36
Personal evaluation: Trust in congregation	Loving relationships	4.36
Personal evaluation: Acting on preached messages	Transforming worship	4.27
Church Health: Mentoring for youth	Children and youth ministry	4.27
Church Health: Eliminating racism	Justice and righteousness advocacy	4.24
Church Health: Teaches forgiveness	Authentic spirituality	4.23
Church Health: Encourages spiritual discipline	Authentic spirituality	4.21
Church Health: Provision of small groups	Loving relationships	4.18
Church Health: Clear vision	Clear mission or vision	4.17
Church Health: Diverse ages in leadership	Transforming worship	4.08
Personal evaluation: Knowledge of expectations	Clear mission or vision	4.06
Personal evaluation: Participation	Disciple-making	3.98
Church Health: Encourages speech about faith.	Disciple-making	3.97
Church Health: Knowledge of church mission/vision	Clear mission or vision	3.90
Personal evaluation: Accepting changes	Children and youth ministry	3.89
Personal evaluation: Promoting justice	Justice and righteousness advocacy	3.84
Church Health: Includes singles	Disciple-making	3.74
Personal evaluation: Encouraged young person	Children and youth ministry	3.71
Personal evaluation: acting to reflect stewardship	Generous stewardship	3.71
Personal evaluation: Conversing the Bible	Centrality of the Bible	3.58
Personal evaluation: Simplifying lifestyle	Justice and righteousness advocacy	3.58
Personal evaluation: Praying for unsaved people	Community and global outreach	3.58
Personal evaluation: Sharing spiritual life	Authentic spirituality	3.51
Personal evaluation: Participation in small groups	Loving relationships	3.49
Church Health: Training church leaders	Servant leadership	3.41
Personal evaluation: Concern about my development	Disciple-making	3.40
Personal evaluation: Needed for church's mission	Clear mission or vision	3.39
Church Health: Engages Christians and non-Christians	Transforming worship	3.35
Personal evaluation: Relating to non-Christians	Community and global outreach	3.28
Personal evaluation: Desire to share faith story	Servant leadership	3.03
Church Health: Un-churched people joined	Community and global outreach	3.03
Church Health: Engaging leadership	Servant leadership	2.83
Personal evaluation: Recent change in lifestyle	Generous stewardship	2.58
Grand Total		3.88

Report for: [REDACTED]

US

Overall health score (average of summary "how healthy" items for the 11 themes below):

	N	Mean	2 Std. Err.
[REDACTED]	91	3.51	0.119
US	867	3.38	0.035
All CRCNA	1,439	3.28	0.028




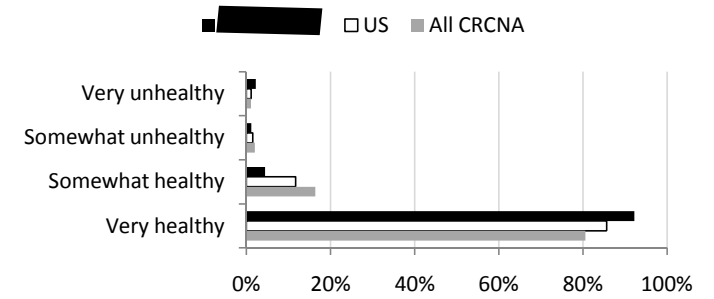
Report for: [REDACTED]
 Theme: **Centrality of the Bible**

US

Full text: **Centrality of the Bible**

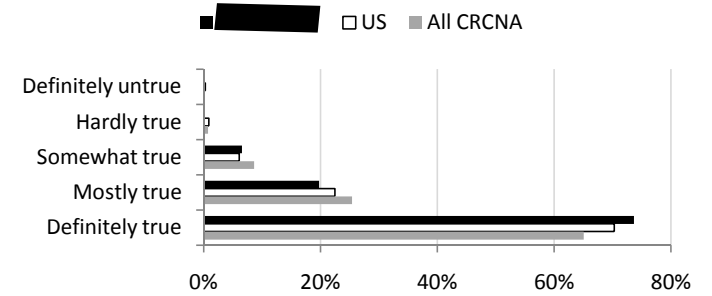
Question:	Church Health: Centrality of the Bible	Very unhealthy	Somewhat unhealthy	Somewhat healthy	Very healthy	Total
Counts:	[REDACTED]	2	1	4	83	90
	US	9	12	90	660	771
	All CRCNA	14	26	219	1,077	1,336
Percents:	[REDACTED]	2.2%	1.1%	4.4%	92.2%	100.0%
	US	1.2%	1.6%	11.7%	85.6%	100.0%
	All CRCNA	1.0%	1.9%	16.4%	80.6%	100.0%

Average:	[REDACTED]	Mean	2 Std. Err.
	[REDACTED]	3.87	0.110
	US	3.82	0.036
	All CRCNA	3.70	0.031

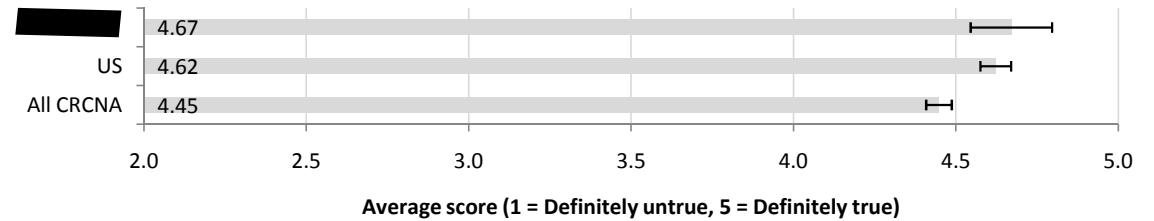


Report for: [REDACTED] US
 Full text: **Our church encourages us to apply the Bible to every area of our lives.**

Question:	Church Health: Encourages Biblically-based living	Definitely untrue	Hardly true	Somewhat true	Mostly true	Definitely true	Total
		untrue		true		true	
Counts:	[REDACTED]	0	0	6	18	67	91
	US	2	7	47	174	545	775
	All CRCNA	2	10	116	342	875	1,345
Percents:	[REDACTED]	0.0%	0.0%	6.6%	19.8%	73.6%	26.4%
	US	0.3%	0.9%	6.1%	22.5%	70.3%	29.7%
	All CRCNA	0.1%	0.7%	8.6%	25.4%	65.1%	34.9%

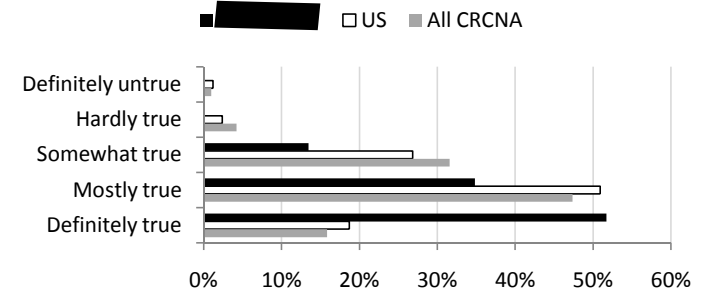


Average:	[REDACTED]	Mean	2 Std. Err.
		US	4.67
	US	4.62	0.047
	All CRCNA	4.45	0.039

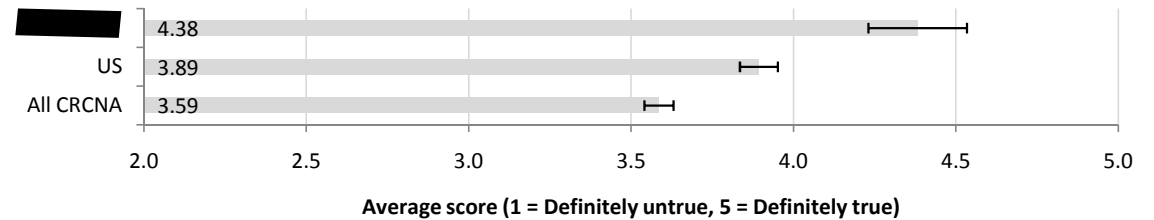


Full text: **The people of our church have an in-depth knowledge of the Bible.**

Question:	Church Health: Congregation's Bible knowledge	Definitely untrue	Hardly true	Somewhat true	Mostly true	Definitely true	Total
		untrue		true		true	
Counts:	[REDACTED]	0	0	12	31	46	89
	US	9	18	204	387	142	760
	All CRCNA	13	56	418	627	210	1,324
Percents:	[REDACTED]	0.0%	0.0%	13.5%	34.8%	51.7%	48.3%
	US	1.2%	2.4%	26.8%	50.9%	18.7%	81.3%
	All CRCNA	1.0%	4.2%	31.6%	47.4%	15.9%	84.1%



Average:	[REDACTED]	Mean	2 Std. Err.
		US	4.38
	US	3.89	0.058
	All CRCNA	3.59	0.045

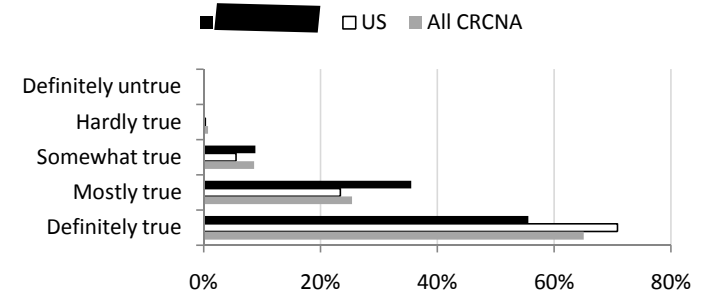


Report for: [REDACTED] US

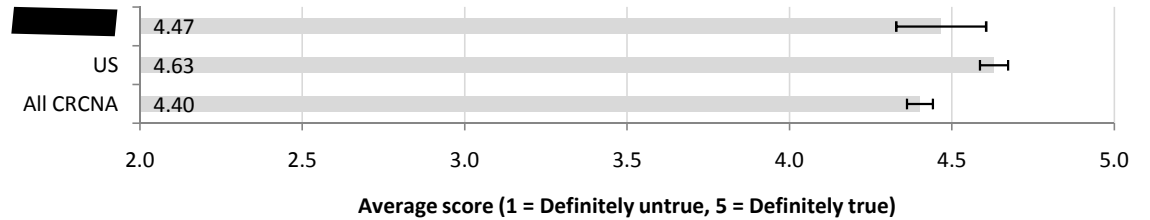
Full text: **The Bible is my primary rule and guide for life.**

Question: Personal evaluation: Bible as primary authority

	Definitely untrue	Hardly true	Somewhat true	Mostly true	Definitely true	Total
Counts:	0	0	8	32	50	90
US	0	2	43	182	551	778
All CRCNA	0	8	110	372	859	1,349
Percents:	0.0%	0.0%	8.9%	35.6%	55.6%	44.4%
US	0.0%	0.3%	5.5%	23.4%	70.8%	29.2%
All CRCNA	0.0%	0.6%	8.2%	27.6%	63.7%	36.3%



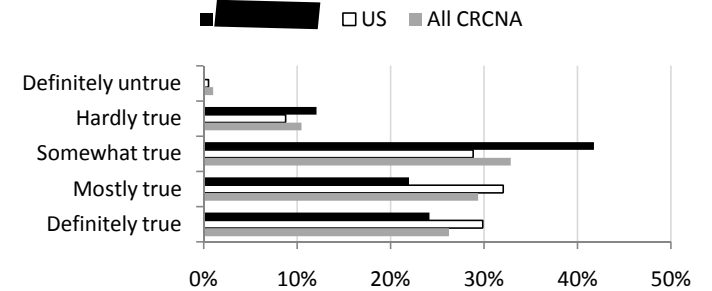
	Mean	2 Std. Err.
Average:	4.47	0.138
US	4.63	0.043
All CRCNA	4.40	0.040



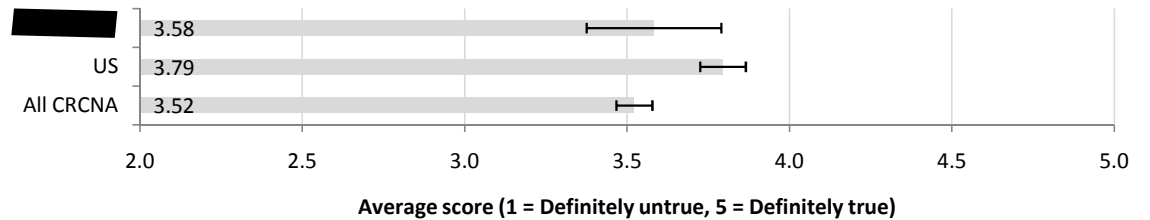
Full text: **I engage regularly in conversations about the Bible with others.**

Question: Personal evaluation: Conversing the Bible

	Definitely untrue	Hardly true	Somewhat true	Mostly true	Definitely true	Total
Counts:	0	11	38	20	22	91
US	4	68	224	249	232	777
All CRCNA	14	141	443	396	354	1,348
Percents:	0.0%	12.1%	41.8%	22.0%	24.2%	75.8%
US	0.5%	8.8%	28.8%	32.0%	29.9%	70.1%
All CRCNA	1.0%	10.5%	32.9%	29.4%	26.3%	73.7%



	Mean	2 Std. Err.
Average:	3.58	0.207
US	3.79	0.070
All CRCNA	3.52	0.056



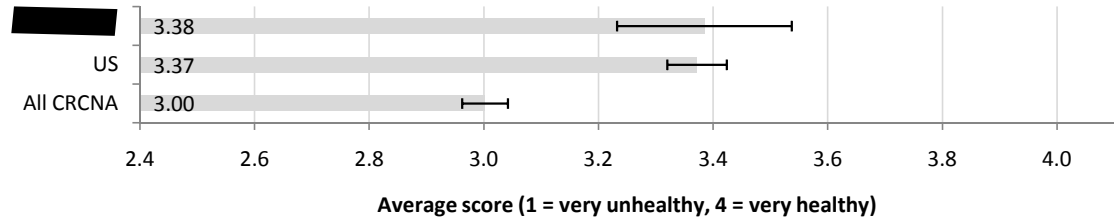
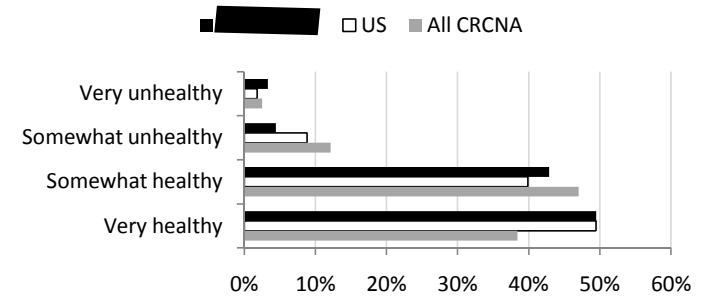
Report for: [REDACTED]
 Theme: **Community and global outreach**

US

Full text: **Community and global outreach**

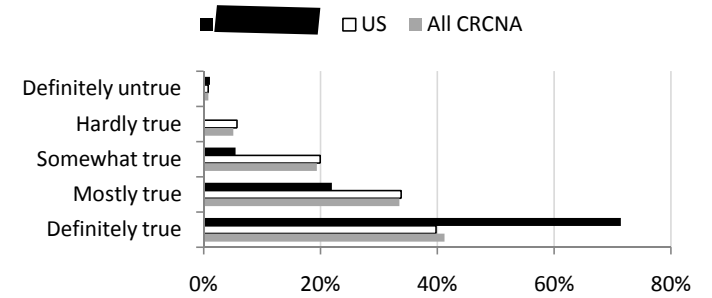
Question:	Church Health: Community and Global Outreach	Very unhealthy	Somewhat unhealthy	Somewhat healthy	Very healthy	Total
Counts:	[REDACTED]	3	4	39	45	91
	US	14	68	307	381	770
	All CRCNA	33	162	629	514	1,338
Percents:	[REDACTED]	3.3%	4.4%	42.9%	49.5%	100.0%
	US	1.8%	8.8%	39.9%	49.5%	100.0%
	All CRCNA	2.5%	12.1%	47.0%	38.4%	100.0%

Average:	[REDACTED]	Mean	2 Std. Err.
	[REDACTED]	3.38	0.152
	US	3.37	0.052
	All CRCNA	3.00	0.040

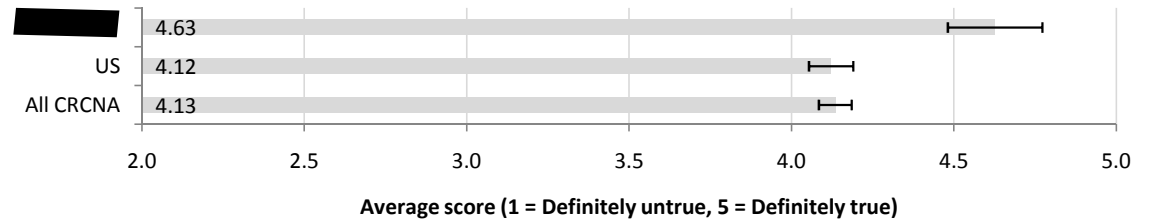


Report for: [REDACTED] US
 Full text: **Our church encourages us to support denominational ministries.**

Question:	Church Health: Supports denominations	Definitely untrue	Hardly true	Somewhat true	Mostly true	Definitely true	Total
		untrue		true		true	
Counts:	[REDACTED]	1	0	5	20	65	91
	US	6	43	151	256	301	757
	All CRCNA	11	67	256	443	545	1,322
Percents:	[REDACTED]	1.1%	0.0%	5.5%	22.0%	71.4%	28.6%
	US	0.8%	5.7%	19.9%	33.8%	39.8%	60.2%
	All CRCNA	0.8%	5.1%	19.4%	33.5%	41.2%	58.8%

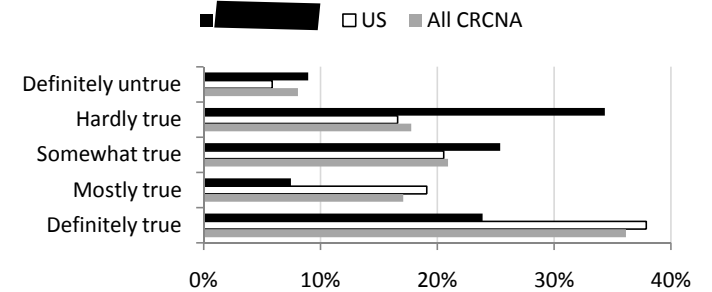


Average:	[REDACTED]	Mean	2 Std. Err.
			4.63
	US	4.12	0.068
	All CRCNA	4.13	0.051

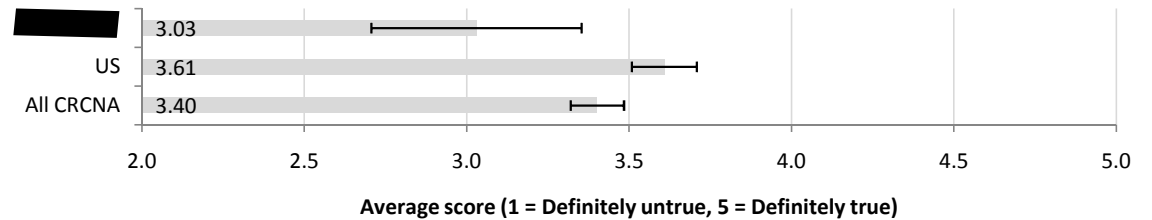


Full text: **In the past 12 months, un-churched people have joined our church.**

Question:	Church Health: Un-churched people joined	Definitely untrue	Hardly true	Somewhat true	Mostly true	Definitely true	Total
		untrue		true		true	
Counts:	[REDACTED]	6	23	17	5	16	67
	US	40	113	140	130	258	681
	All CRCNA	95	209	246	201	425	1,176
Percents:	[REDACTED]	9.0%	34.3%	25.4%	7.5%	23.9%	76.1%
	US	5.9%	16.6%	20.6%	19.1%	37.9%	62.1%
	All CRCNA	8.1%	17.8%	20.9%	17.1%	36.1%	63.9%



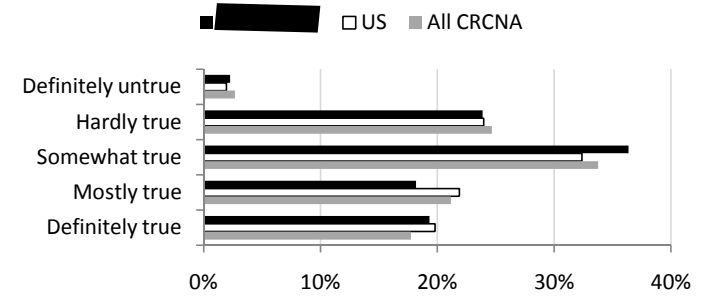
Average:	[REDACTED]	Mean	2 Std. Err.
			3.03
	US	3.61	0.100
	All CRCNA	3.40	0.082



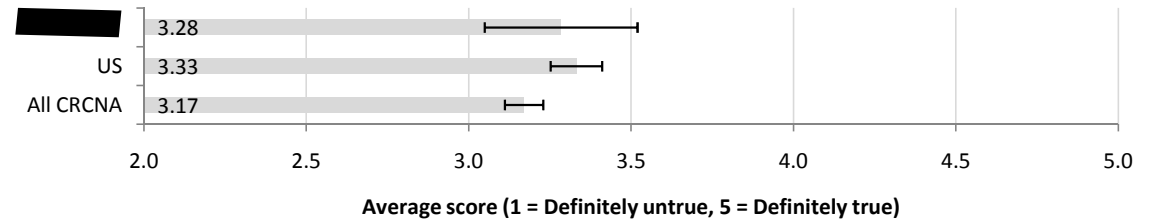
Report for: [REDACTED] US

Full text: **I intentionally build relationships with non-Christians.**

Question:	Personal evaluation: Relating to non-Christians	Definitely untrue	Hardly true	Somewhat true	Mostly true	Definitely true	Total
		untrue		true		true	
Counts:	[REDACTED]	2	21	32	16	17	88
	US	15	185	250	169	153	772
	All CRCNA	36	331	453	284	238	1,342
Percents:	[REDACTED]	2.3%	23.9%	36.4%	18.2%	19.3%	80.7%
	US	1.9%	24.0%	32.4%	21.9%	19.8%	80.2%
	All CRCNA	2.7%	24.7%	33.8%	21.2%	17.7%	82.3%

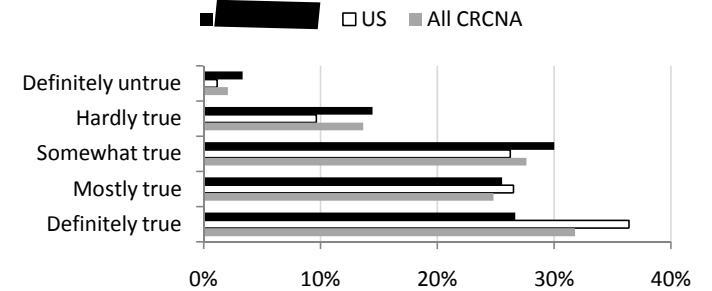


Average:	[REDACTED]	Mean	2 Std. Err.
		US	3.28
	US	3.33	0.079
	All CRCNA	3.17	0.059

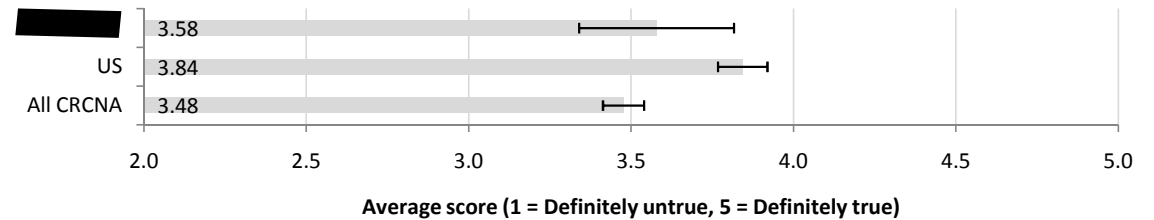


Full text: **I pray for specific people who do not know Jesus Christ.**

Question:	Personal evaluation: Praying for unsaved people	Definitely untrue	Hardly true	Somewhat true	Mostly true	Definitely true	Total
		untrue		true		true	
Counts:	[REDACTED]	3	13	27	23	24	90
	US	9	75	204	206	283	777
	All CRCNA	28	184	372	334	428	1,346
Percents:	[REDACTED]	3.3%	14.4%	30.0%	25.6%	26.7%	73.3%
	US	1.2%	9.7%	26.3%	26.5%	36.4%	63.6%
	All CRCNA	2.1%	13.7%	27.6%	24.8%	31.8%	68.2%



Average:	[REDACTED]	Mean	2 Std. Err.
		US	3.58
	US	3.84	0.076
	All CRCNA	3.48	0.063



Report for: [REDACTED]

US

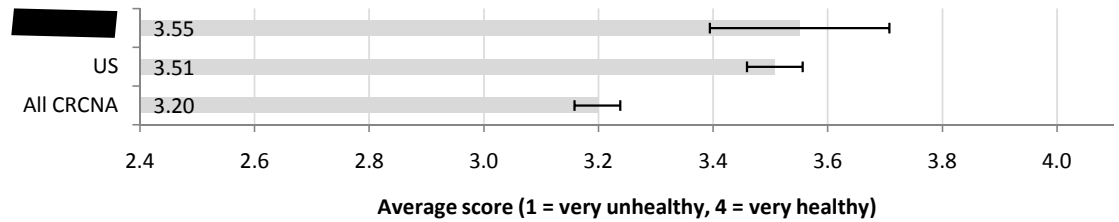
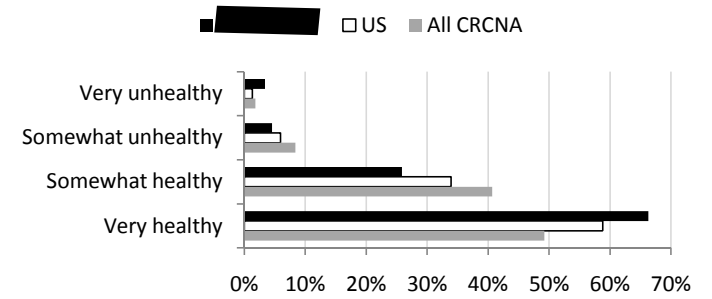
Theme: **Loving relationships**

Full text: **Loving relationships**

Question: Church Health: Loving Relationships

	Very unhealthy	Somewhat unhealthy	Somewhat healthy	Very healthy	Total
Counts:	3	4	23	59	89
US	10	46	262	454	772
All CRCNA	24	112	546	661	1,343
Percents:	3.4%	4.5%	25.8%	66.3%	100.0%
US	1.3%	6.0%	33.9%	58.8%	100.0%
All CRCNA	1.8%	8.3%	40.7%	49.2%	100.0%

	Mean	2 Std. Err.
Average:	3.55	0.157
US	3.51	0.049
All CRCNA	3.20	0.040

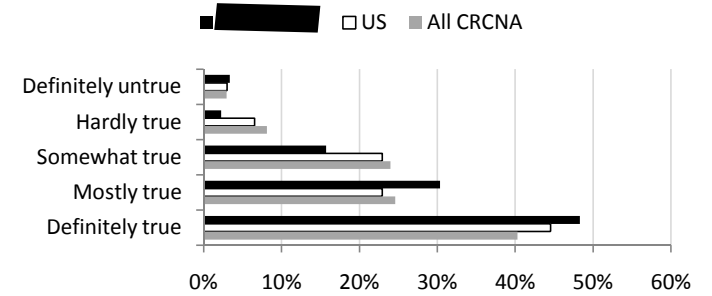


Report for: [REDACTED]

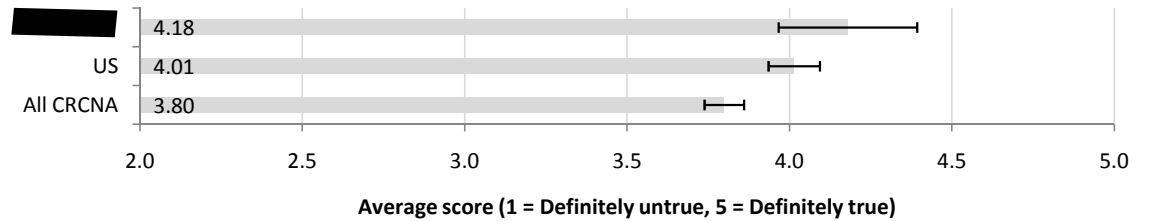
US

Full text: **Our church provides a variety of small groups to foster community and accountability.**

Question:	Church Health: Provision of small groups	Definitely untrue	Hardly true	Somewhat true	Mostly true	Definitely true	Total
		untrue		true		true	
Counts:	[REDACTED]	3	2	14	27	43	89
	US	23	50	175	175	340	763
	All CRCNA	39	108	318	326	534	1,325
Percents:	[REDACTED]	3.4%	2.2%	15.7%	30.3%	48.3%	51.7%
	US	3.0%	6.6%	22.9%	22.9%	44.6%	55.4%
	All CRCNA	2.9%	8.2%	24.0%	24.6%	40.3%	59.7%

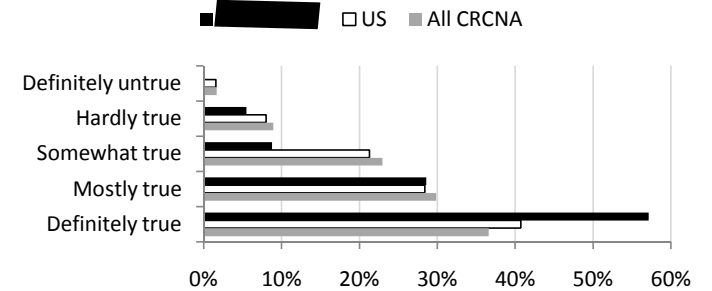


Average:	[REDACTED]	Mean	2 Std. Err.
		US	4.18
	US	4.01	0.079
	All CRCNA	3.80	0.061

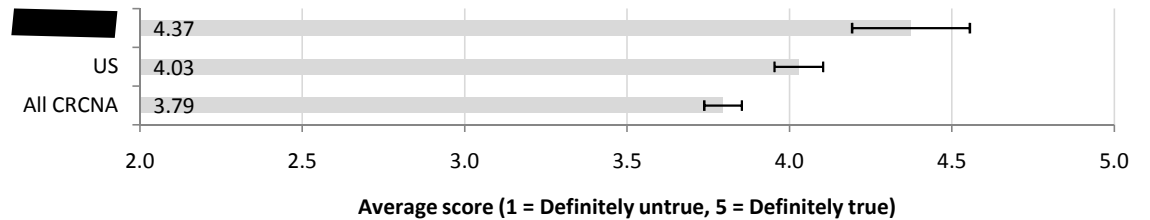


Full text: **Our church promotes loving relationships that cross racial, social, economic, and political lines.**

Question:	Church Health: Promotes loving relationships	Definitely untrue	Hardly true	Somewhat true	Mostly true	Definitely true	Total
		untrue		true		true	
Counts:	[REDACTED]	0	5	8	26	52	91
	US	12	61	162	216	310	761
	All CRCNA	22	117	300	390	478	1,307
Percents:	[REDACTED]	0.0%	5.5%	8.8%	28.6%	57.1%	42.9%
	US	1.6%	8.0%	21.3%	28.4%	40.7%	59.3%
	All CRCNA	1.7%	9.0%	23.0%	29.8%	36.6%	63.4%

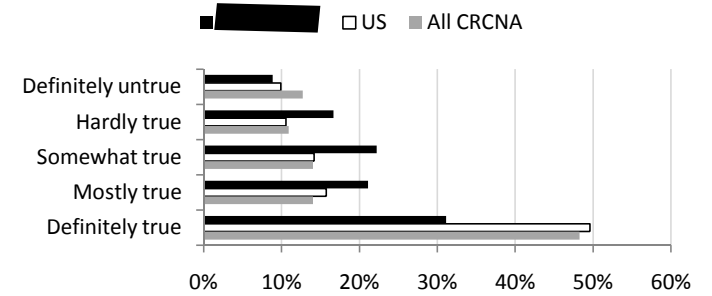


Average:	[REDACTED]	Mean	2 Std. Err.
		US	4.37
	US	4.03	0.075
	All CRCNA	3.79	0.058

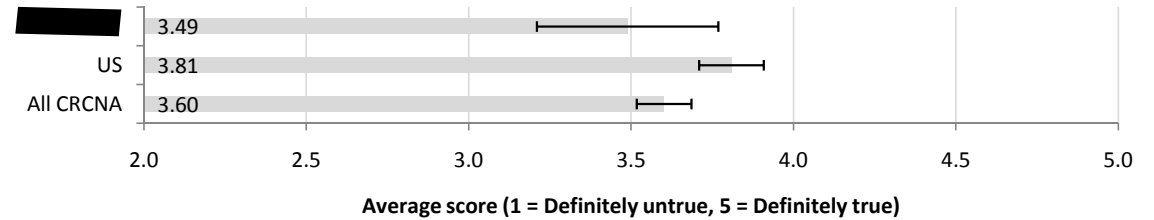


Report for: [REDACTED] US
 Full text: **I am connected with others in my church through a small group.**

Question:	Personal evaluation: Participation in small groups	Definitely untrue	Hardly true	Somewhat true	Mostly true	Definitely true	Total
Counts:	[REDACTED]	8	15	20	19	28	90
	US	77	82	110	122	385	776
	All CRCNA	171	147	189	189	649	1,345
Percents:	[REDACTED]	8.9%	16.7%	22.2%	21.1%	31.1%	68.9%
	US	9.9%	10.6%	14.2%	15.7%	49.6%	50.4%
	All CRCNA	12.7%	10.9%	14.1%	14.1%	48.3%	51.7%

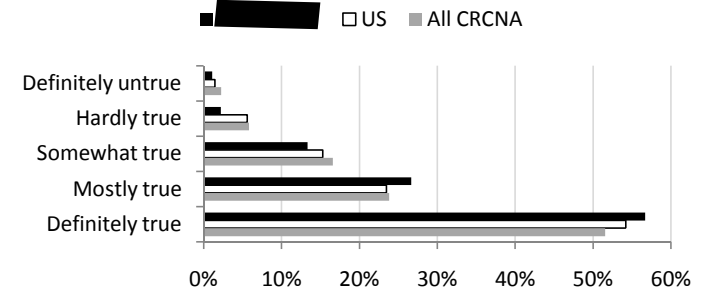


Average:	[REDACTED]	Mean	2 Std. Err.
			3.49
	US	3.81	0.100
	All CRCNA	3.60	0.084

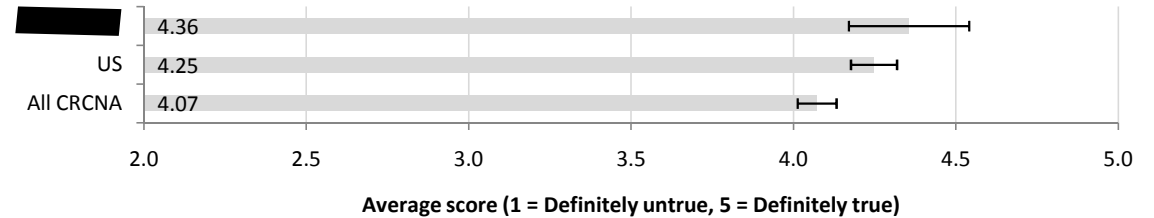


Full text: **I trust that I will be cared for by people in my church when I am hurting.**

Question:	Personal evaluation: Trust in congregation	Definitely untrue	Hardly true	Somewhat true	Mostly true	Definitely true	Total
Counts:	[REDACTED]	1	2	12	24	51	90
	US	11	43	118	181	418	771
	All CRCNA	30	78	222	319	690	1,339
Percents:	[REDACTED]	1.1%	2.2%	13.3%	26.7%	56.7%	43.3%
	US	1.4%	5.6%	15.3%	23.5%	54.2%	45.8%
	All CRCNA	2.2%	5.8%	16.6%	23.8%	51.5%	48.5%



Average:	[REDACTED]	Mean	2 Std. Err.
			4.36
	US	4.25	0.071
	All CRCNA	4.07	0.060



Report for: [REDACTED]
 Theme: **Generous stewardship**

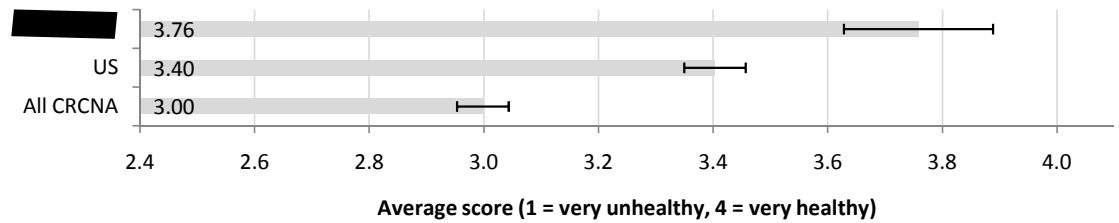
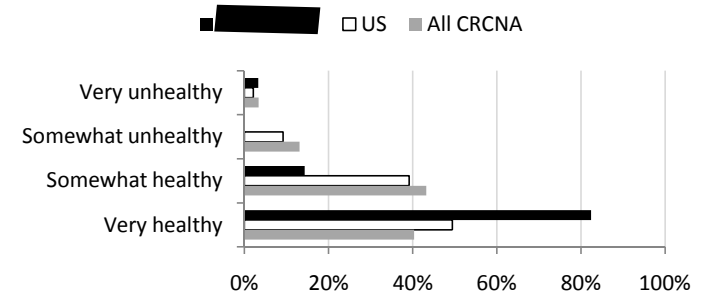
US

Full text: **Generous stewardship**

Question: Church Health: Generous stewardship

	Very unhealthy	Somewhat unhealthy	Somewhat healthy	Very healthy	Total
Counts:	3	0	13	75	91
US	16	69	294	371	750
All CRCNA	44	172	567	529	1,312
Percents:	3.3%	0.0%	14.3%	82.4%	100.0%
US	2.1%	9.2%	39.2%	49.5%	100.0%
All CRCNA	3.4%	13.1%	43.2%	40.3%	100.0%

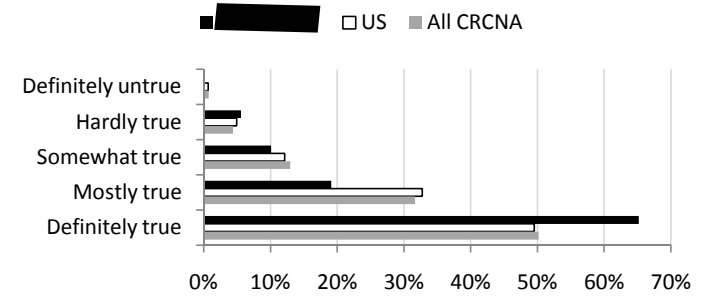
	Mean	2 Std. Err.
Average:	3.76	0.130
US	3.40	0.054
All CRCNA	3.00	0.045



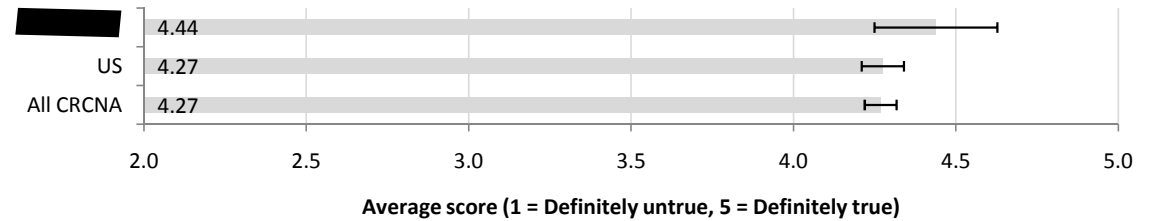
Report for: [REDACTED] US

Full text: **Our church encourages people to give generously.**

Question:	Church Health: Encourages generous giving	Definitely untrue	Hardly true	Somewhat true	Mostly true	Definitely true	Total
Counts:	[REDACTED]	0	5	9	17	58	89
	US	5	38	93	251	380	767
	All CRCNA	10	59	174	424	671	1,338
Percents:	[REDACTED]	0.0%	5.6%	10.1%	19.1%	65.2%	34.8%
	US	0.7%	5.0%	12.1%	32.7%	49.5%	50.5%
	All CRCNA	0.7%	4.4%	13.0%	31.7%	50.1%	49.9%

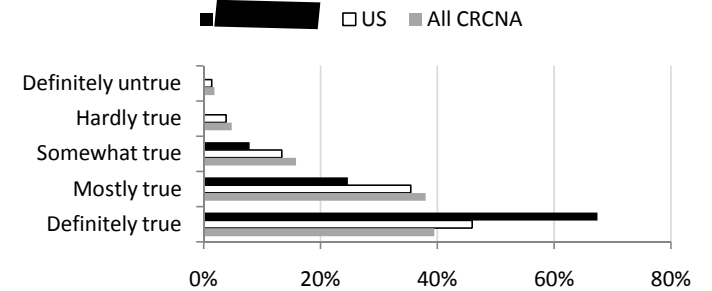


Average:	[REDACTED]	Mean	2 Std. Err.
		US	4.44
	US	4.27	0.065
	All CRCNA	4.27	0.049

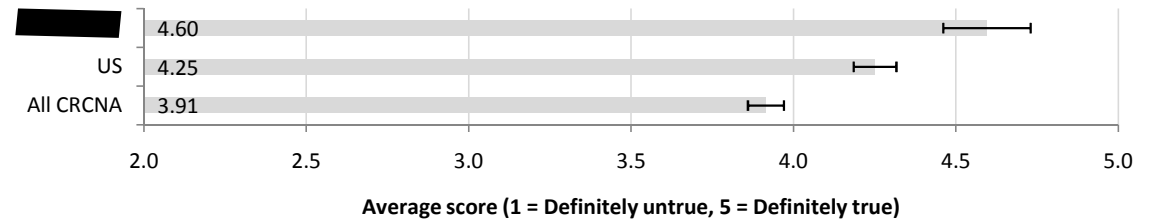


Full text: **Our church makes effective use of financial resources to meet priorities.**

Question:	Church Health: Good use of money	Definitely untrue	Hardly true	Somewhat true	Mostly true	Definitely true	Total
Counts:	[REDACTED]	0	0	7	22	60	89
	US	10	28	98	260	337	733
	All CRCNA	24	61	201	483	502	1,271
Percents:	[REDACTED]	0.0%	0.0%	7.9%	24.7%	67.4%	32.6%
	US	1.4%	3.8%	13.4%	35.5%	46.0%	54.0%
	All CRCNA	1.9%	4.8%	15.8%	38.0%	39.5%	60.5%



Average:	[REDACTED]	Mean	2 Std. Err.
		US	4.60
	US	4.25	0.066
	All CRCNA	3.91	0.055

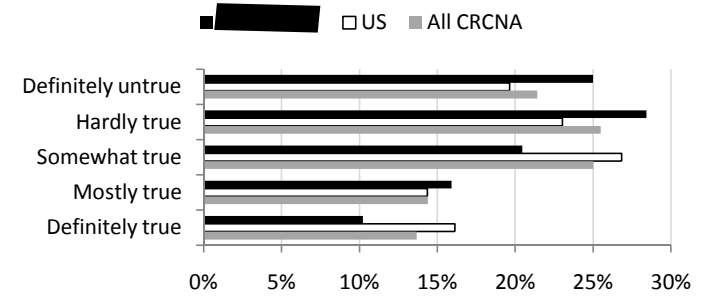


Report for: [REDACTED]

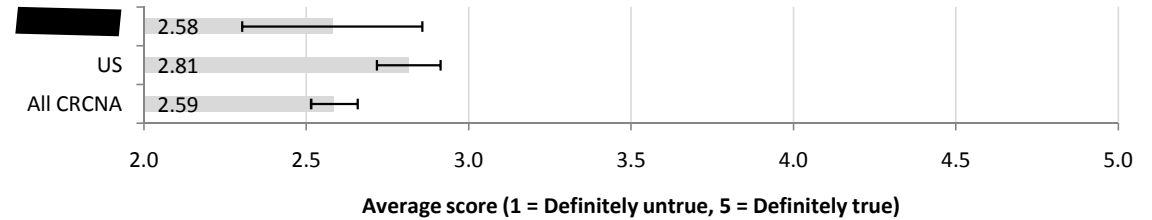
US

Full text: **In the past 12 months, I made a change in my life because of the danger of greed and materialism.**

Question:	Personal evaluation: Recent change in lifestyle	Definitely untrue	Hardly true	Somewhat true	Mostly true	Definitely true	Total
		untrue		true		true	
Counts:	[REDACTED]	22	25	18	14	9	88
	US	145	170	198	106	119	738
	All CRCNA	274	326	320	184	175	1,279
Percents:	[REDACTED]	25.0%	28.4%	20.5%	15.9%	10.2%	89.8%
	US	19.6%	23.0%	26.8%	14.4%	16.1%	83.9%
	All CRCNA	21.4%	25.5%	25.0%	14.4%	13.7%	86.3%

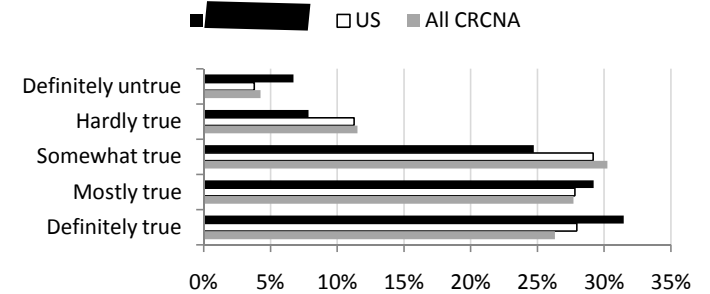


Average:	[REDACTED]	Mean	2 Std. Err.
		US	2.58
	US	2.81	0.098
	All CRCNA	2.59	0.071

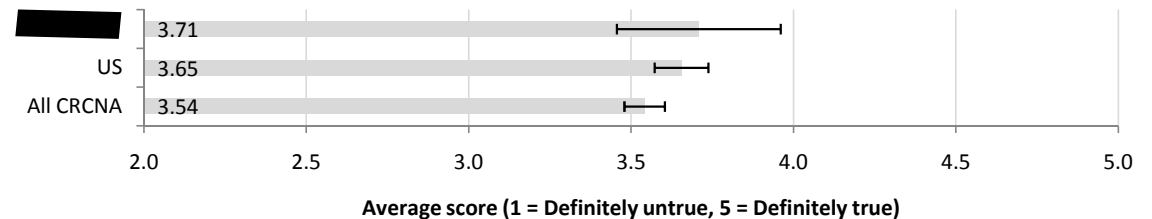


Full text: **In the past 12 months, I've taken specific actions that reflect my stewardship of God's creation.**

Question:	Personal evaluation: acting to reflect stewardship	Definitely untrue	Hardly true	Somewhat true	Mostly true	Definitely true	Total
		untrue		true		true	
Counts:	[REDACTED]	6	7	22	26	28	89
	US	28	83	215	205	206	737
	All CRCNA	55	149	391	358	340	1,293
Percents:	[REDACTED]	6.7%	7.9%	24.7%	29.2%	31.5%	68.5%
	US	3.8%	11.3%	29.2%	27.8%	28.0%	72.0%
	All CRCNA	4.3%	11.5%	30.2%	27.7%	26.3%	73.7%



Average:	[REDACTED]	Mean	2 Std. Err.
		US	3.71
	US	3.65	0.083
	All CRCNA	3.54	0.062



Report for: [REDACTED]

US

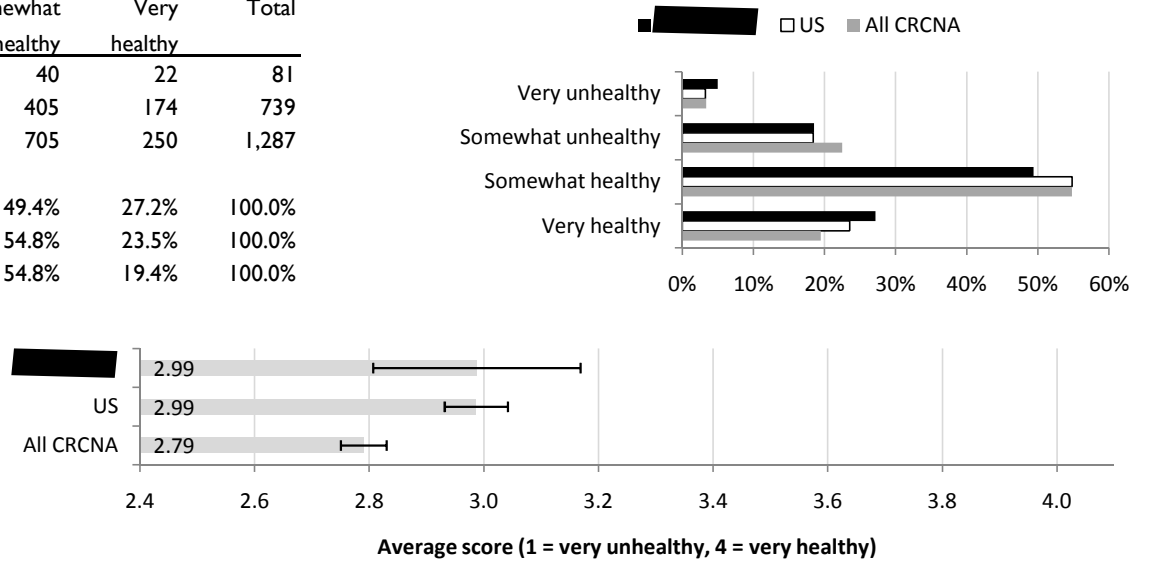
Theme: Disciple-making

Full text: Disciple-making

Question: Church Health: Disciple-making

	Very unhealthy	Somewhat unhealthy	Somewhat healthy	Very healthy	Total
Counts:	4	15	40	22	81
US	24	136	405	174	739
All CRCNA	43	289	705	250	1,287
Percents:	4.9%	18.5%	49.4%	27.2%	100.0%
US	3.2%	18.4%	54.8%	23.5%	100.0%
All CRCNA	3.3%	22.5%	54.8%	19.4%	100.0%

	Mean	2 Std. Err.
Average:	2.99	0.181
US	2.99	0.055
All CRCNA	2.79	0.040



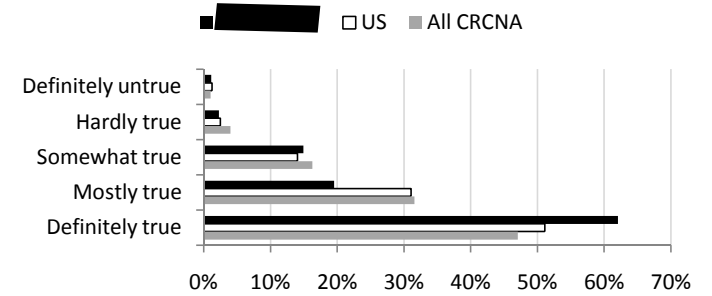
Report for: [REDACTED]

US

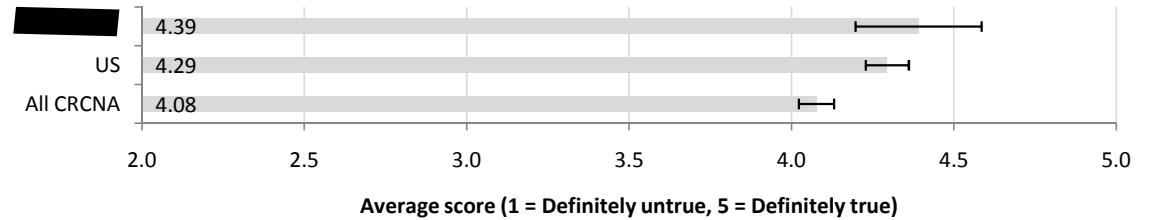
Full text: **When people join our church, there is a clear expectation that they will engage in a lifelong process of following Jesus.**

Question: Church Health: Clear expectations of newcomers

	Definitely untrue	Hardly true	Somewhat true	Mostly true	Definitely true	Total
Counts:	1	2	13	17	54	87
US	9	18	101	223	367	718
All CRCNA	13	50	202	392	584	1,241
Percents:	1.1%	2.3%	14.9%	19.5%	62.1%	37.9%
US	1.3%	2.5%	14.1%	31.1%	51.1%	48.9%
All CRCNA	1.0%	4.0%	16.3%	31.6%	47.1%	52.9%



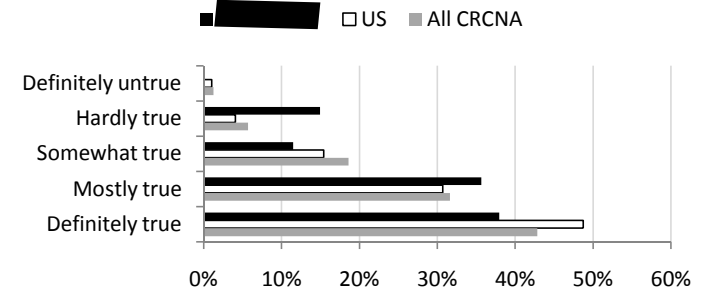
	Mean	2 Std. Err.
Average:	4.39	0.194
US	4.29	0.066
All CRCNA	4.08	0.054



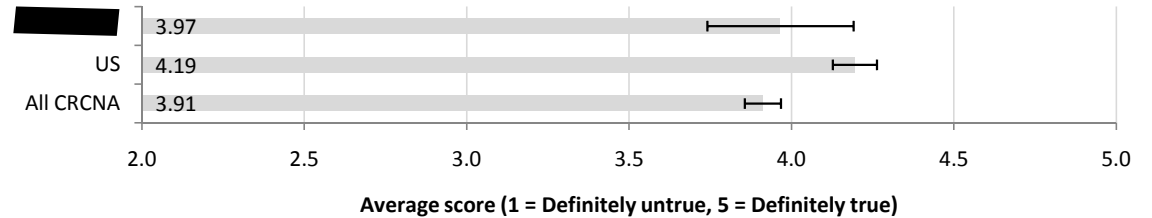
Full text: **Our church encourages its people to talk openly about their faith.**

Question: Church Health: Encourages speech about faith.

	Definitely untrue	Hardly true	Somewhat true	Mostly true	Definitely true	Total
Counts:	0	13	10	31	33	87
US	8	31	118	235	373	765
All CRCNA	17	76	247	420	569	1,329
Percents:	0.0%	14.9%	11.5%	35.6%	37.9%	62.1%
US	1.0%	4.1%	15.4%	30.7%	48.8%	51.2%
All CRCNA	1.3%	5.7%	18.6%	31.6%	42.8%	57.2%



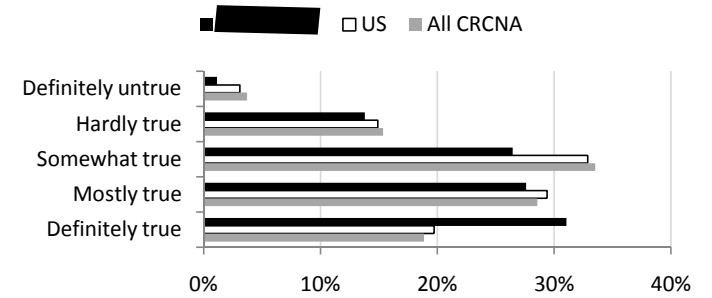
	Mean	2 Std. Err.
Average:	3.97	0.225
US	4.19	0.068
All CRCNA	3.91	0.056



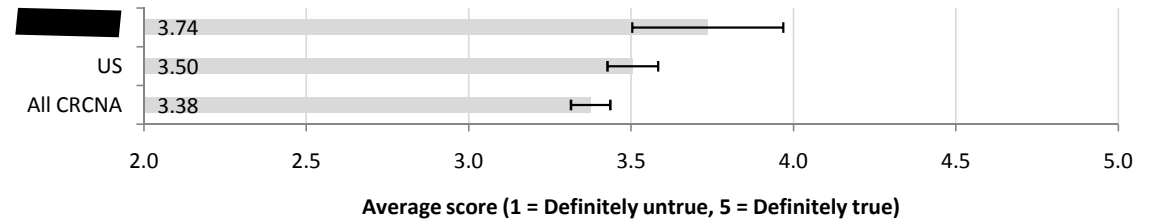
Report for: [REDACTED] US

Full text: **Our church meaningfully includes single adults.**

Question:	Church Health: Includes singles	Definitely untrue	Hardly true	Somewhat true	Mostly true	Definitely true	Total
		untrue		true		true	
Counts:	[REDACTED]	1	12	23	24	27	87
	US	23	111	245	219	147	745
	All CRCNA	48	198	432	368	243	1,289
Percents:	[REDACTED]	1.1%	13.8%	26.4%	27.6%	31.0%	69.0%
	US	3.1%	14.9%	32.9%	29.4%	19.7%	80.3%
	All CRCNA	3.7%	15.4%	33.5%	28.5%	18.9%	81.1%

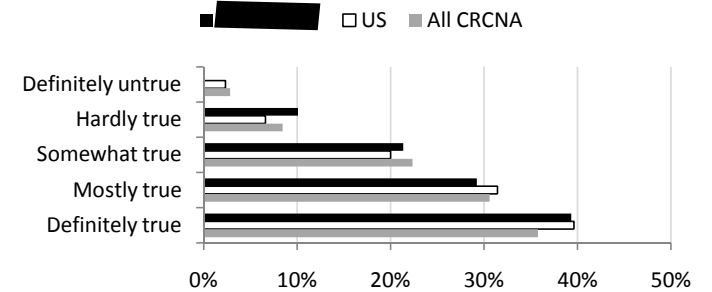


Average:	[REDACTED]	Mean	2 Std. Err.
		3.74	0.232
	US	3.50	0.078
	All CRCNA	3.38	0.061

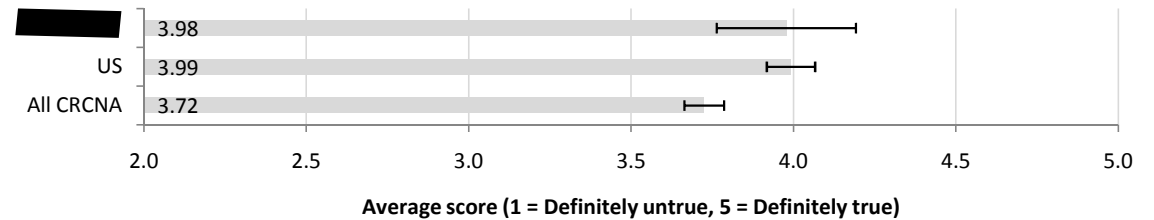


Full text: **In this congregation, I participate in opportunities to learn and grow.**

Question:	Personal evaluation: Participation	Definitely untrue	Hardly true	Somewhat true	Mostly true	Definitely true	Total
		untrue		true		true	
Counts:	[REDACTED]	0	9	19	26	35	89
	US	18	51	154	242	305	770
	All CRCNA	38	113	299	409	478	1,337
Percents:	[REDACTED]	0.0%	10.1%	21.3%	29.2%	39.3%	60.7%
	US	2.3%	6.6%	20.0%	31.4%	39.6%	60.4%
	All CRCNA	2.8%	8.5%	22.4%	30.6%	35.8%	64.2%



Average:	[REDACTED]	Mean	2 Std. Err.
		3.98	0.214
	US	3.99	0.074
	All CRCNA	3.72	0.061



Report for: [REDACTED]

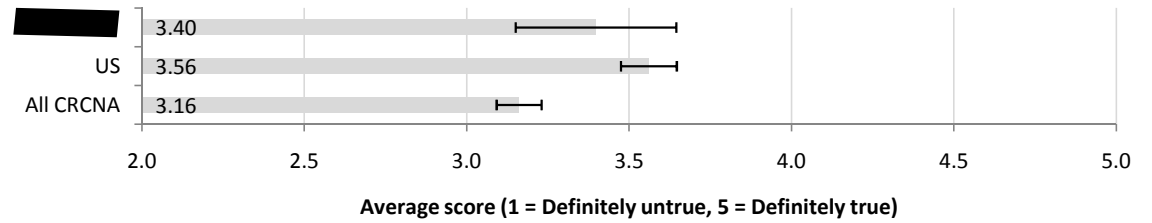
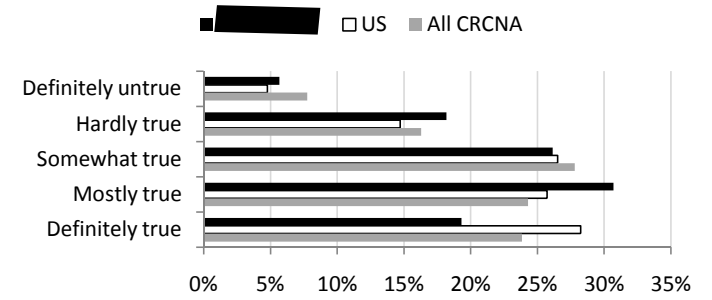
US

Full text: **Someone in this church shows concern about my development as a disciple of Jesus.**

Question: Personal evaluation: Concern about my development

	Definitely untrue	Hardly true	Somewhat true	Mostly true	Definitely true	Total
Counts:	5	16	23	27	17	88
US	36	111	200	194	213	754
All CRCNA	102	214	365	319	313	1,313
Percents:	5.7%	18.2%	26.1%	30.7%	19.3%	80.7%
US	4.8%	14.7%	26.5%	25.7%	28.2%	71.8%
All CRCNA	7.8%	16.3%	27.8%	24.3%	23.8%	76.2%

	Mean	2 Std. Err.
Average:	3.40	0.247
US	3.56	0.086
All CRCNA	3.16	0.069



Report for: [REDACTED]

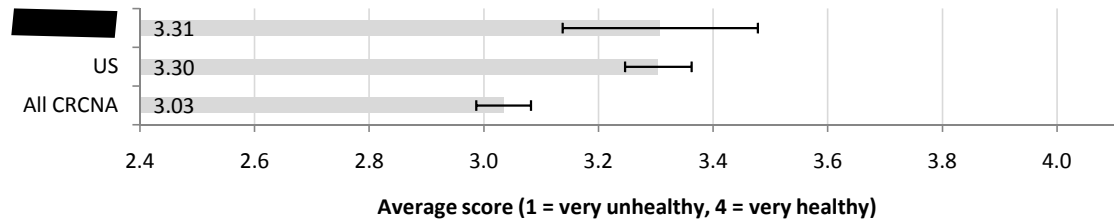
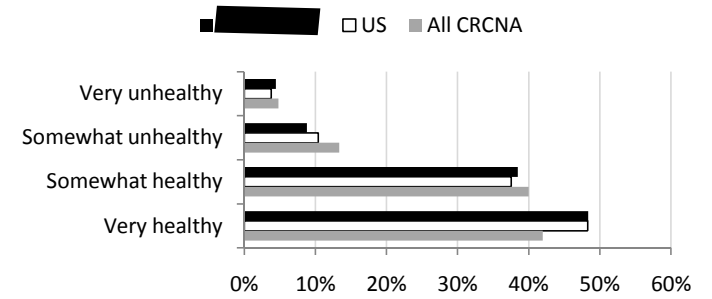
US

Theme: **Clear mission or vision**

Full text: **Clear mission or vision**

Question:	Church Health: Clear mission or vision	Very unhealthy	Somewhat unhealthy	Somewhat healthy	Very healthy	Total
Counts:	[REDACTED]	4	8	35	44	91
	US	29	80	289	372	770
	All CRCNA	63	176	529	555	1,323
Percents:	[REDACTED]	4.4%	8.8%	38.5%	48.4%	100.0%
	US	3.8%	10.4%	37.5%	48.3%	100.0%
	All CRCNA	4.8%	13.3%	40.0%	42.0%	100.0%

Average:	[REDACTED]	Mean	2 Std. Err.
	[REDACTED]	3.31	0.170
	US	3.30	0.058
	All CRCNA	3.03	0.048



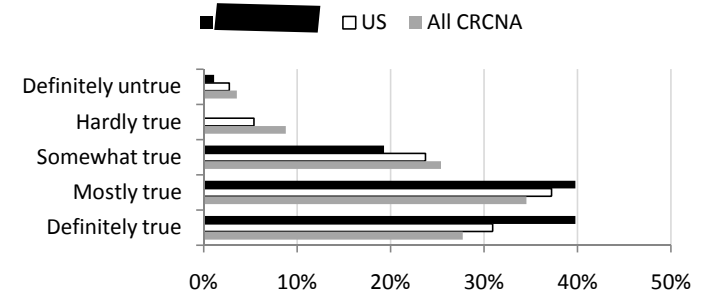
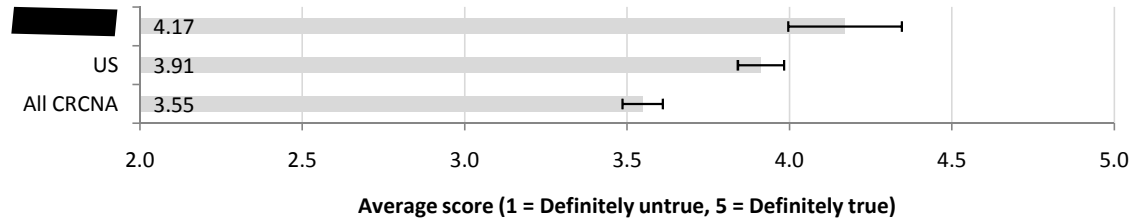
Report for: [REDACTED] US

Full text: **Our church has a clear vision of where God is leading us.**

Question: Church Health: Clear vision

		Definitely untrue	Hardly true	Somewhat true	Mostly true	Definitely true	Total
Counts:	[REDACTED]	1	0	17	35	35	88
	US	21	41	181	284	236	763
	All CRCNA	47	116	335	456	366	1,320
Percents:	[REDACTED]	1.1%	0.0%	19.3%	39.8%	39.8%	60.2%
	US	2.8%	5.4%	23.7%	37.2%	30.9%	69.1%
	All CRCNA	3.6%	8.8%	25.4%	34.5%	27.7%	72.3%

	Mean	2 Std. Err.
Average:	4.17	0.175
	US	3.91
	All CRCNA	3.55

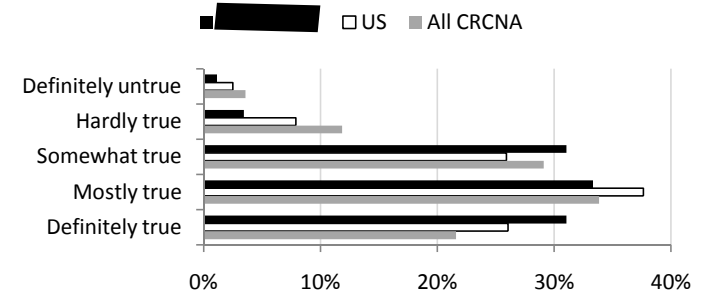
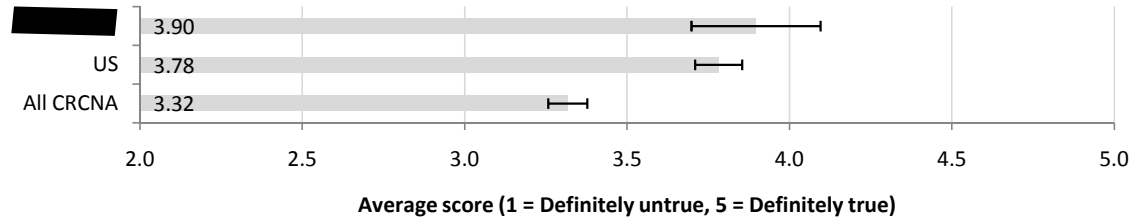


Full text: **People at our church know what our mission and vision are.**

Question: Church Health: Knowledge of church mission/vision

		Definitely untrue	Hardly true	Somewhat true	Mostly true	Definitely true	Total
Counts:	[REDACTED]	1	3	27	29	27	87
	US	19	60	197	286	198	760
	All CRCNA	47	155	380	442	282	1,306
Percents:	[REDACTED]	1.1%	3.4%	31.0%	33.3%	31.0%	69.0%
	US	2.5%	7.9%	25.9%	37.6%	26.1%	73.9%
	All CRCNA	3.6%	11.9%	29.1%	33.8%	21.6%	78.4%

	Mean	2 Std. Err.
Average:	3.90	0.199
	US	3.78
	All CRCNA	3.32

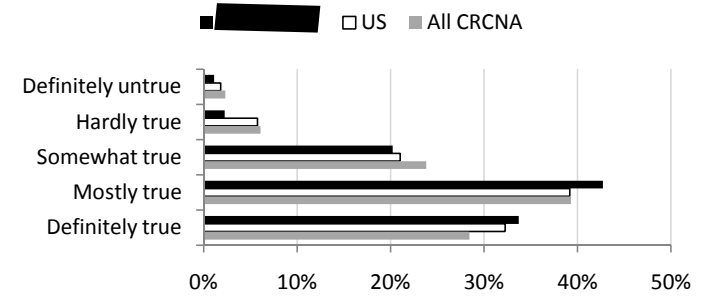


Report for: [REDACTED]

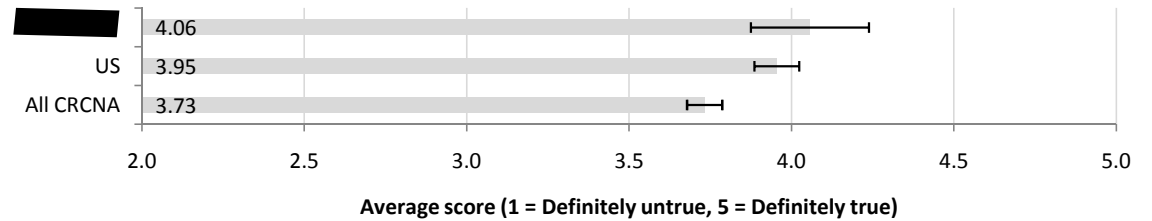
US

Full text: **As a part of this congregation, I know what is expected of me.**

Question:	Personal evaluation: Knowledge of expectations	Definitely untrue	Hardly true	Somewhat true	Mostly true	Definitely true	Total
Counts:	[REDACTED]	1	2	18	38	30	89
	US	14	44	161	300	247	766
	All CRCNA	31	81	316	521	377	1,326
Percents:	[REDACTED]	1.1%	2.2%	20.2%	42.7%	33.7%	66.3%
	US	1.8%	5.7%	21.0%	39.2%	32.2%	67.8%
	All CRCNA	2.3%	6.1%	23.8%	39.3%	28.4%	71.6%

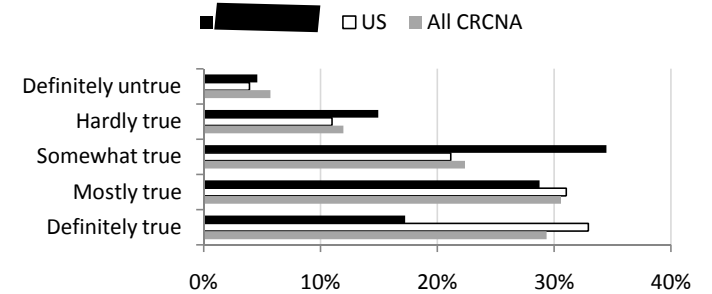


Average:	[REDACTED]	Mean	2 Std. Err.
		US	4.06
	US	3.95	0.069
	All CRCNA	3.73	0.054

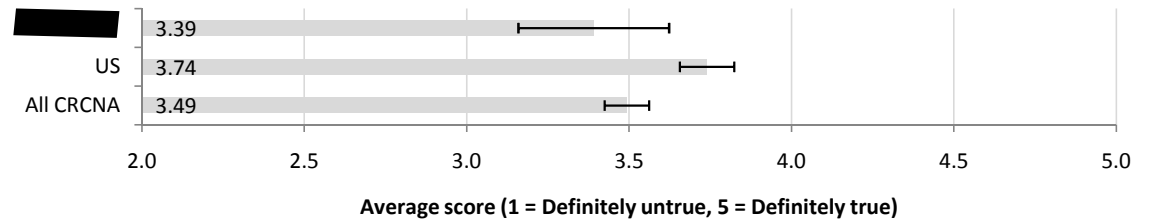


Full text: **I am needed to achieve our church's mission and vision.**

Question:	Personal evaluation: Needed for church's mission	Definitely untrue	Hardly true	Somewhat true	Mostly true	Definitely true	Total
Counts:	[REDACTED]	4	13	30	25	15	87
	US	29	81	156	229	243	738
	All CRCNA	73	153	286	391	375	1,278
Percents:	[REDACTED]	4.6%	14.9%	34.5%	28.7%	17.2%	82.8%
	US	3.9%	11.0%	21.1%	31.0%	32.9%	67.1%
	All CRCNA	5.7%	12.0%	22.4%	30.6%	29.3%	70.7%



Average:	[REDACTED]	Mean	2 Std. Err.
		US	3.39
	US	3.74	0.084
	All CRCNA	3.49	0.068



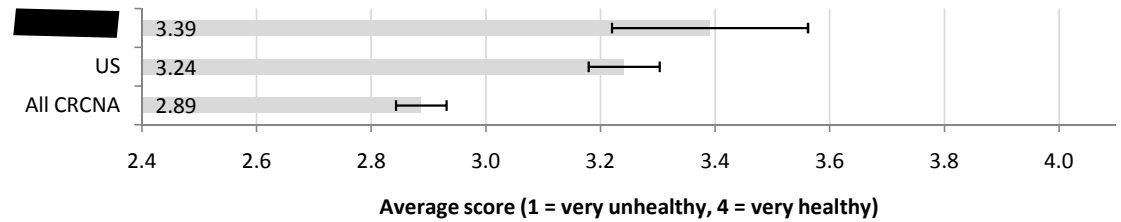
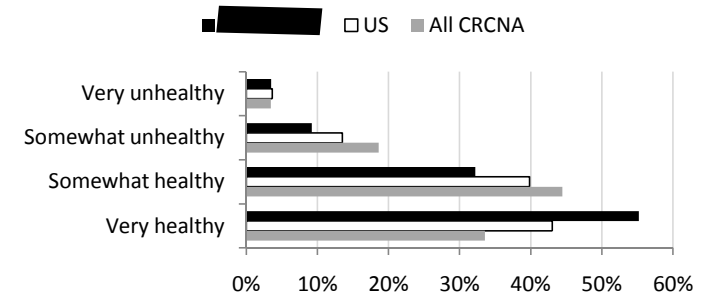
Report for: [REDACTED]
 Theme: Justice and righteousness advocacy

US

Full text: Justice and righteousness advocate

Question:	Church Health: Justice and righteousness advocate	Very unhealthy	Somewhat unhealthy	Somewhat healthy	Very healthy	Total
Counts:	[REDACTED]	3	8	28	48	87
	US	25	93	274	296	688
	All CRCNA	41	222	530	400	1,193
Percents:	[REDACTED]	3.4%	9.2%	32.2%	55.2%	100.0%
	US	3.6%	13.5%	39.8%	43.0%	100.0%
	All CRCNA	3.4%	18.6%	44.4%	33.5%	100.0%

Average:	[REDACTED]	Mean	2 Std. Err.
	[REDACTED]	3.39	0.171
	US	3.24	0.062
	All CRCNA	2.89	0.044



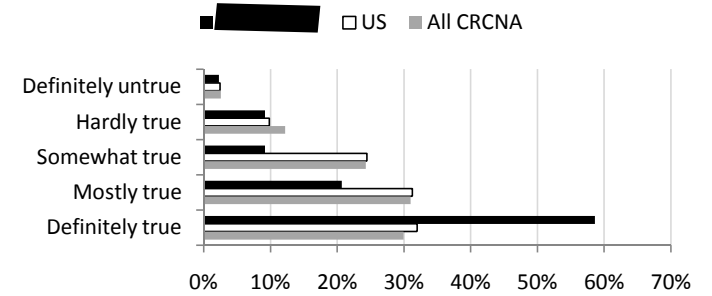
Report for: [REDACTED]

US

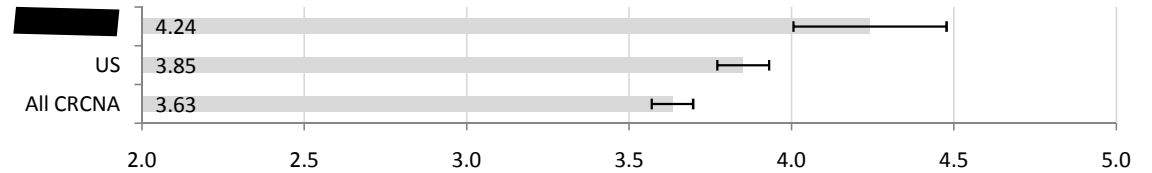
Full text: **Our church works toward eliminating racism in church and society.**

Question: Church Health: Eliminating racism

		Definitely untrue		Hardly true		Somewhat true		Mostly true		Definitely true		Total
		untrue			true				true			
Counts:	[REDACTED]	2	8	8	18	51						87
	US	18	72	179	229	234						732
	All CRCNA	32	151	300	383	370						1,236
Percents:	[REDACTED]	2.3%	9.2%	9.2%	20.7%	58.6%						41.4%
	US	2.5%	9.8%	24.5%	31.3%	32.0%						68.0%
	All CRCNA	2.6%	12.2%	24.3%	31.0%	29.9%						70.1%



	Mean	2 Std. Err.
Average:	4.24	0.236
US	3.85	0.080
All CRCNA	3.63	0.064

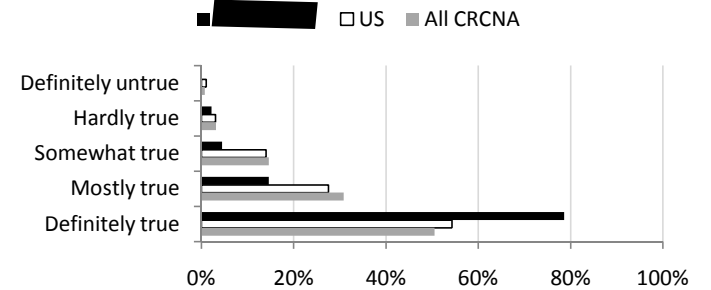


Average score (1 = Definitely untrue, 5 = Definitely true)

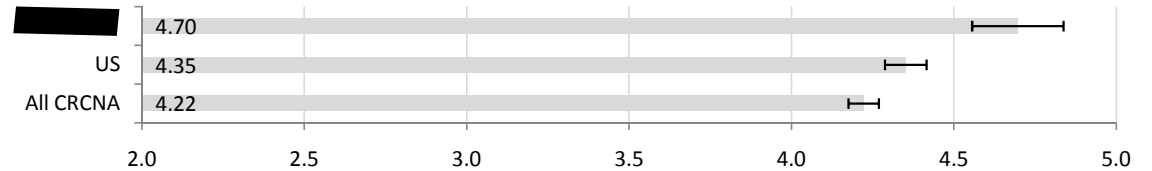
Full text: **Our church is hospitable to people with physical and cognitive disabilities.**

Question: Church Health: Accommodating disabilities

		Definitely untrue		Hardly true		Somewhat true		Mostly true		Definitely true		Total
		untrue			true				true			
Counts:	[REDACTED]	0	2	4	13	70						89
	US	8	23	107	210	414						762
	All CRCNA	10	42	194	409	670						1,325
Percents:	[REDACTED]	0.0%	2.2%	4.5%	14.6%	78.7%						21.3%
	US	1.0%	3.0%	14.0%	27.6%	54.3%						45.7%
	All CRCNA	0.8%	3.2%	14.6%	30.9%	50.6%						49.4%



	Mean	2 Std. Err.
Average:	4.70	0.141
US	4.35	0.064
All CRCNA	4.22	0.047



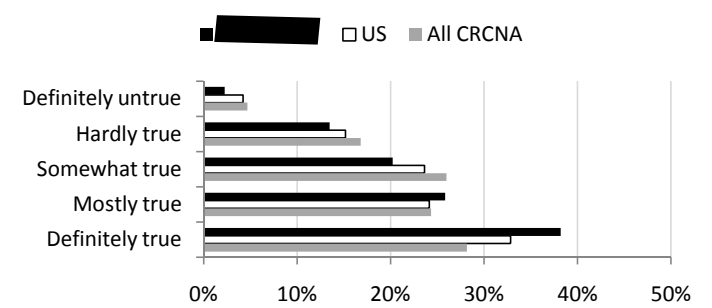
Average score (1 = Definitely untrue, 5 = Definitely true)

Report for: ██████████

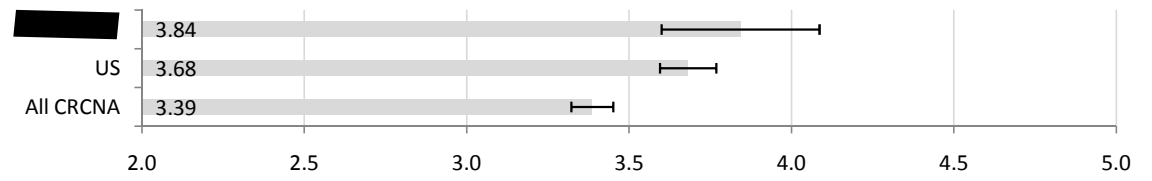
US

Full text: **I take specific actions (e.g. give time and/or money to causes, communicate to government officials) to promote justice and righteousness.**

Question:	Personal evaluation: Promoting justice	Definitely untrue	Hardly true	Somewhat true	Mostly true	Definitely true	Total
		untrue		true		true	
Counts:	██████████	2	12	18	23	34	89
	US	32	115	179	183	249	758
	All CRCNA	62	222	343	321	372	1,320
Percents:	██████████	2.2%	13.5%	20.2%	25.8%	38.2%	61.8%
	US	4.2%	15.2%	23.6%	24.1%	32.8%	67.2%
	All CRCNA	4.7%	16.8%	26.0%	24.3%	28.2%	71.8%



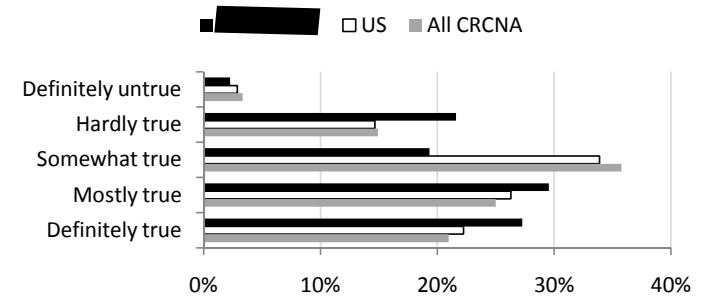
Average:	Mean	2 Std. Err.	
			██████████
	US	3.68	0.087
	All CRCNA	3.39	0.065



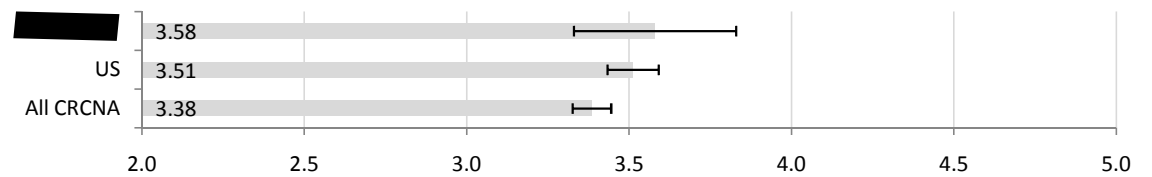
Average score (1 = Definitely untrue, 5 = Definitely true)

Full text: **I have taken specific actions to simplify my lifestyle.**

Question:	Personal evaluation: Simplifying lifestyle	Definitely untrue	Hardly true	Somewhat true	Mostly true	Definitely true	Total
		untrue		true		true	
Counts:	██████████	2	19	17	26	24	88
	US	22	112	259	201	170	764
	All CRCNA	44	197	472	330	277	1,320
Percents:	██████████	2.3%	21.6%	19.3%	29.5%	27.3%	72.7%
	US	2.9%	14.7%	33.9%	26.3%	22.3%	77.7%
	All CRCNA	3.3%	14.9%	35.8%	25.0%	21.0%	79.0%



Average:	Mean	2 Std. Err.	
			██████████
	US	3.51	0.079
	All CRCNA	3.38	0.059



Average score (1 = Definitely untrue, 5 = Definitely true)

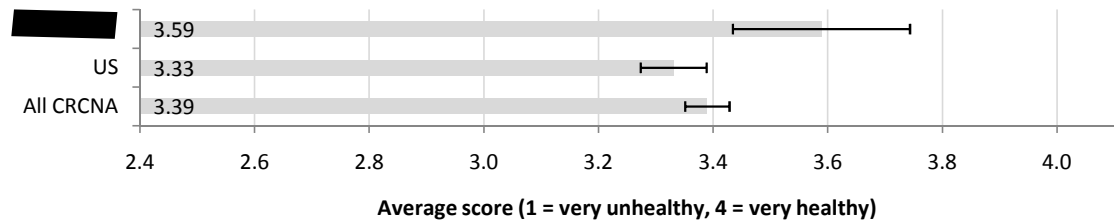
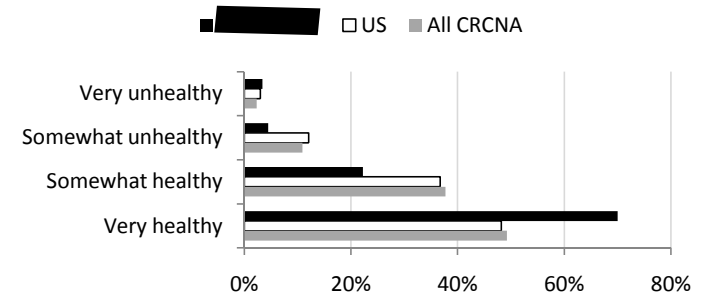
Report for: [REDACTED]
 Theme: **Children and youth ministry**

US

Full text: **Children and youth ministry**

Question:	Church Health: Children and youth ministry	Very unhealthy	Somewhat unhealthy	Somewhat healthy	Very healthy	Total
Counts:	[REDACTED]	3	4	20	63	90
	US	23	92	280	367	762
	All CRCNA	30	144	501	654	1,329
Percents:	[REDACTED]	3.3%	4.4%	22.2%	70.0%	100.0%
	US	3.0%	12.1%	36.7%	48.2%	100.0%
	All CRCNA	2.3%	10.8%	37.7%	49.2%	100.0%

Average:	[REDACTED]	Mean	2 Std. Err.
	[REDACTED]	3.59	0.154
	US	3.33	0.058
	All CRCNA	3.39	0.039

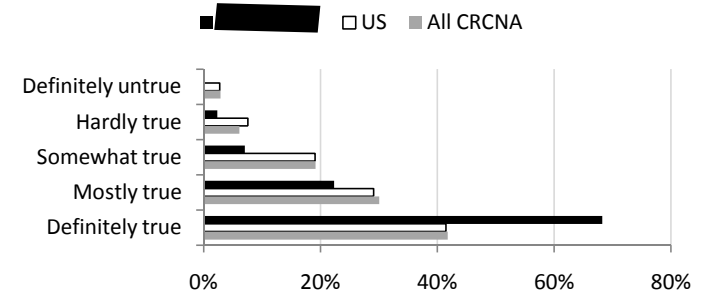


Report for: [REDACTED]

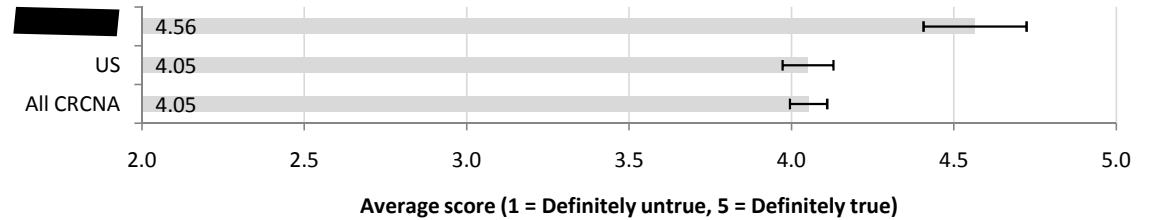
US

Full text: **Our church has developed an overall plan for its ministry with children and youth.**

Question:	Church Health: Ministry plan for youth	Definitely untrue	Hardly true	Somewhat true	Mostly true	Definitely true	Total
Counts:	[REDACTED]	0	2	6	19	58	85
	US	20	55	139	212	302	728
	All CRCNA	37	79	246	386	537	1,285
Percents:	[REDACTED]	0.0%	2.4%	7.1%	22.4%	68.2%	31.8%
	US	2.7%	7.6%	19.1%	29.1%	41.5%	58.5%
	All CRCNA	2.9%	6.1%	19.1%	30.0%	41.8%	58.2%

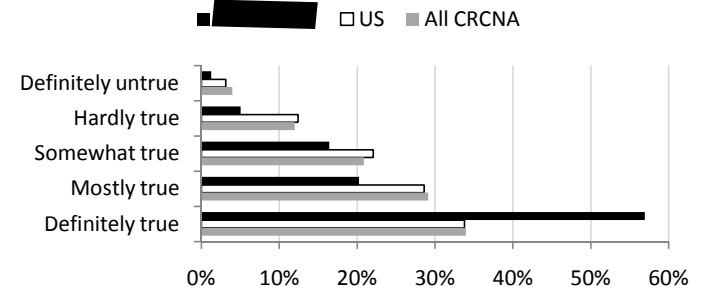


Average:	[REDACTED]	Mean	2 Std. Err.
		4.56	0.159
	US	4.05	0.079
	All CRCNA	4.05	0.057

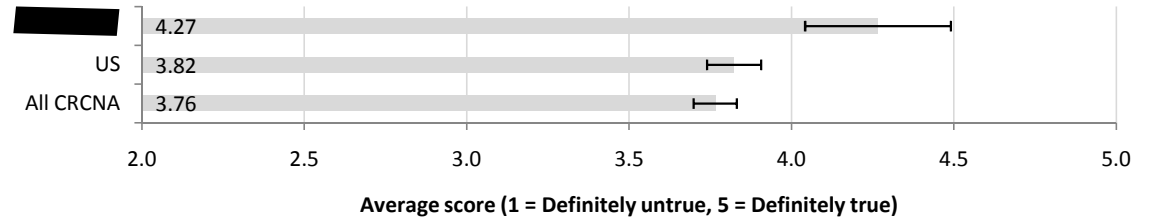


Full text: **The youth of our church are intentionally mentored by seasoned Christians in addition to their parents.**

Question:	Church Health: Mentoring for youth	Definitely untrue	Hardly true	Somewhat true	Mostly true	Definitely true	Total
Counts:	[REDACTED]	1	4	13	16	45	79
	US	23	91	162	210	248	734
	All CRCNA	51	153	266	371	433	1,274
Percents:	[REDACTED]	1.3%	5.1%	16.5%	20.3%	57.0%	43.0%
	US	3.1%	12.4%	22.1%	28.6%	33.8%	66.2%
	All CRCNA	4.0%	12.0%	20.9%	29.1%	34.0%	66.0%



Average:	[REDACTED]	Mean	2 Std. Err.
		4.27	0.224
	US	3.82	0.083
	All CRCNA	3.76	0.066



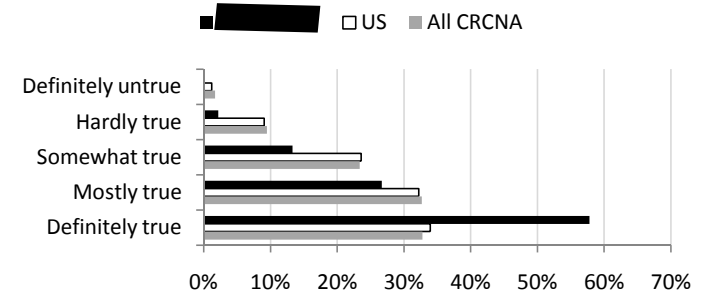
Report for: [REDACTED]

US

Full text: **Our church is good at enfolding its children and youth into the life of our congregation.**

Question: Church Health: Youth to congregation life

	Definitely untrue	Hardly true	Somewhat true	Mostly true	Definitely true	Total
Counts:	0	2	12	24	52	90
US	9	69	180	246	259	763
All CRCNA	23	126	311	435	436	1,331
Percents:	0.0%	2.2%	13.3%	26.7%	57.8%	42.2%
US	1.2%	9.0%	23.6%	32.2%	33.9%	66.1%
All CRCNA	1.7%	9.5%	23.4%	32.7%	32.8%	67.2%



	Mean	2 Std. Err.
Average:	4.40	0.170
US	3.94	0.073
All CRCNA	3.81	0.058

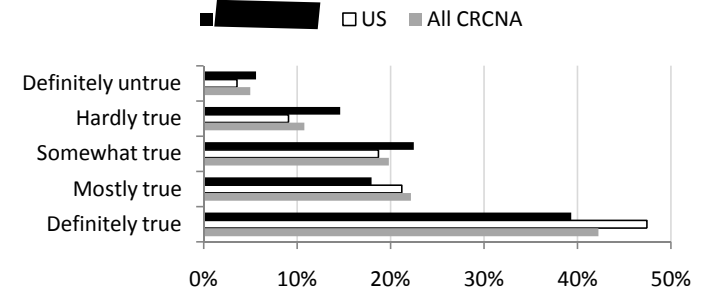


Average score (1 = Definitely untrue, 5 = Definitely true)

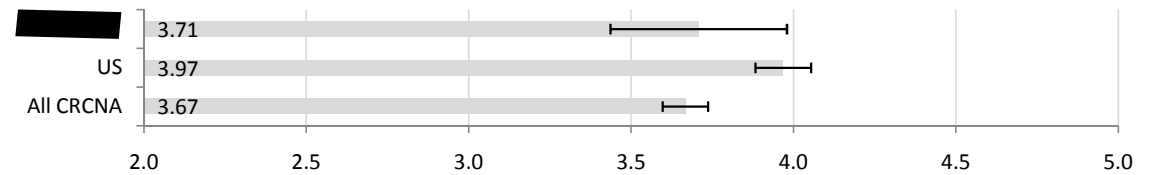
Full text: **In the last year I have intentionally encouraged a child or young person in their spiritual life.**

Question: Personal evaluation: Encouraged young person

	Definitely untrue	Hardly true	Somewhat true	Mostly true	Definitely true	Total
Counts:	5	13	20	16	35	89
US	27	69	142	161	360	759
All CRCNA	66	142	261	292	556	1,317
Percents:	5.6%	14.6%	22.5%	18.0%	39.3%	60.7%
US	3.6%	9.1%	18.7%	21.2%	47.4%	52.6%
All CRCNA	5.0%	10.8%	19.8%	22.2%	42.2%	57.8%



	Mean	2 Std. Err.
Average:	3.71	0.272
US	3.97	0.085
All CRCNA	3.67	0.070



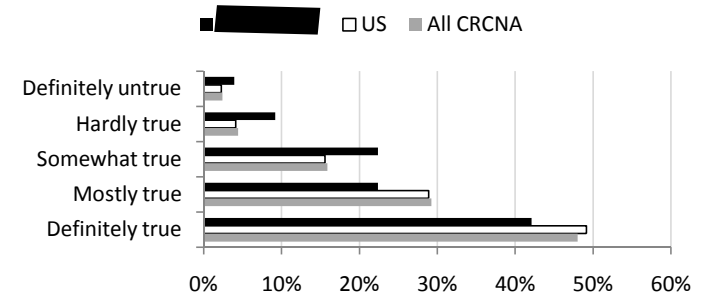
Average score (1 = Definitely untrue, 5 = Definitely true)

Report for: [REDACTED]

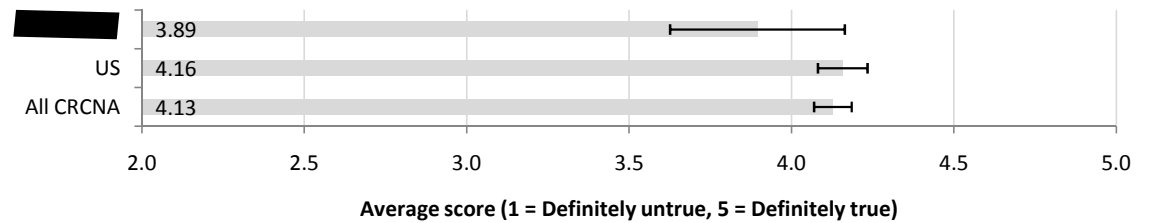
US

Full text: **I have accepted changes in the church that have helped us be more responsive to children or youth.**

Question:	Personal evaluation: Accepting changes	Definitely untrue	Hardly true	Somewhat true	Mostly true	Definitely true	Total
		untrue		true		true	
Counts:	[REDACTED]	3	7	17	17	32	76
	US	16	29	110	204	347	706
	All CRCNA	30	55	197	363	596	1,241
Percents:	[REDACTED]	3.9%	9.2%	22.4%	22.4%	42.1%	57.9%
	US	2.3%	4.1%	15.6%	28.9%	49.2%	50.8%
	All CRCNA	2.4%	4.4%	15.9%	29.3%	48.0%	52.0%



Average:	[REDACTED]	Mean	2 Std. Err.
		US	3.89
	US	4.16	0.076
	All CRCNA	4.13	0.058



Report for: [REDACTED]

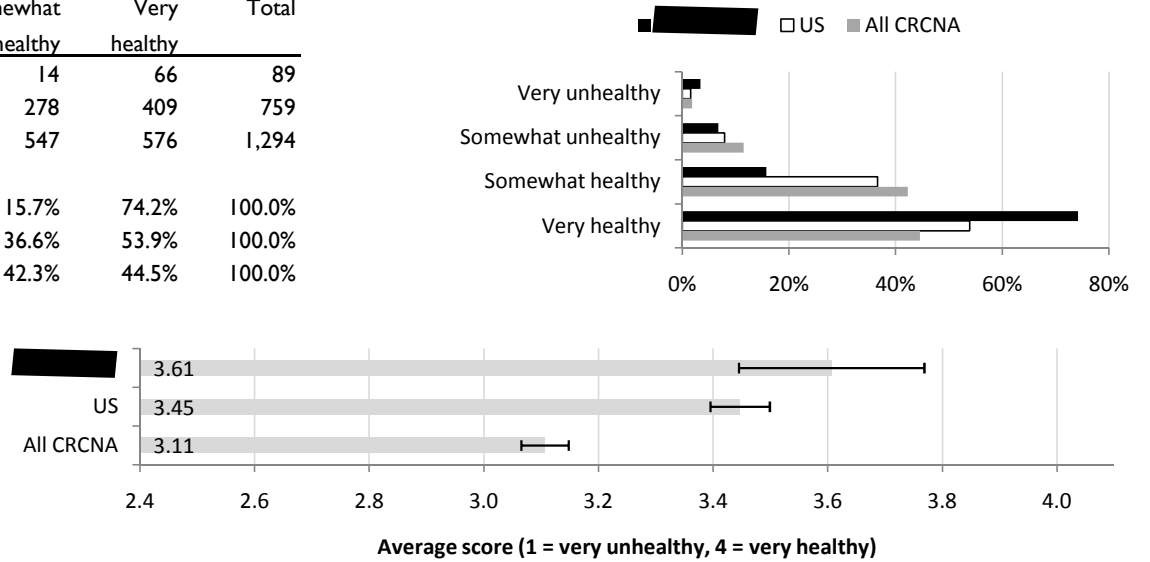
US

Theme: **Authentic spirituality**

Full text: **Authentic spirituality**

Question:	Church Health: Authentic spirituality	Very	Somewhat	Somewhat	Very	Total
		unhealthy	unhealthy	healthy	healthy	
Counts:	[REDACTED]	3	6	14	66	89
	US	12	60	278	409	759
	All CRCNA	23	148	547	576	1,294
Percents:	[REDACTED]	3.4%	6.7%	15.7%	74.2%	100.0%
	US	1.6%	7.9%	36.6%	53.9%	100.0%
	All CRCNA	1.8%	11.4%	42.3%	44.5%	100.0%

Average:	[REDACTED]	Mean	2 Std. Err.
		US	3.61
	US	3.45	0.052
	All CRCNA	3.11	0.041

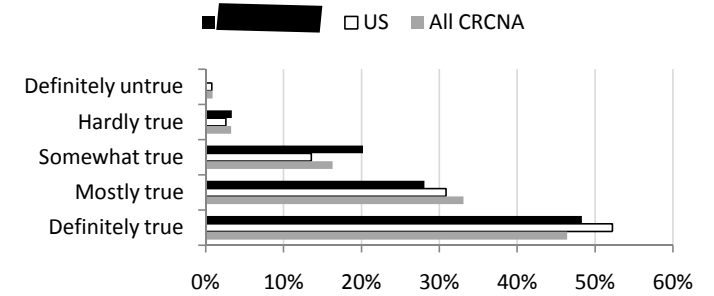


Report for: [REDACTED]

US

Full text: **Our church encourages the practice of spiritual disciplines such as prayer, Bible reading, silence, and solitude.**

Question:	Church Health: Encourages spiritual discipline	Definitely untrue	Hardly true	Somewhat true	Mostly true	Definitely true	Total
		untrue		true		true	
Counts:	[REDACTED]	0	3	18	25	43	89
	US	6	20	104	237	401	768
	All CRCNA	12	44	218	443	621	1,338
Percents:	[REDACTED]	0.0%	3.4%	20.2%	28.1%	48.3%	51.7%
	US	0.8%	2.6%	13.5%	30.9%	52.2%	47.8%
	All CRCNA	0.9%	3.3%	16.3%	33.1%	46.4%	53.6%



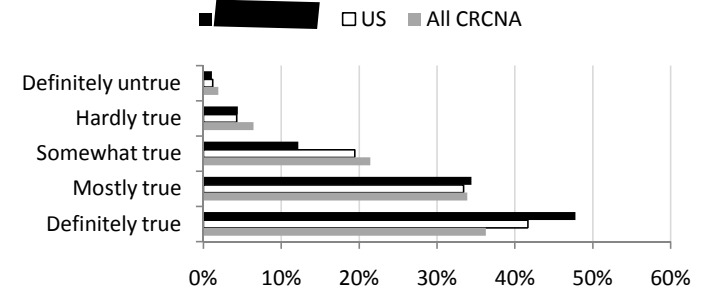
Average:	[REDACTED]	Mean	2 Std. Err.
		US	4.21
	US	4.30	0.062
	All CRCNA	4.07	0.050




Average score (1 = Definitely untrue, 5 = Definitely true)

Full text: **Our church teaches me how to forgive people who have hurt me deeply.**

Question:	Church Health: Teaches forgiveness	Definitely untrue	Hardly true	Somewhat true	Mostly true	Definitely true	Total
		untrue		true		true	
Counts:	[REDACTED]	1	4	11	31	43	90
	US	9	32	146	251	313	751
	All CRCNA	25	84	280	442	473	1,304
Percents:	[REDACTED]	1.1%	4.4%	12.2%	34.4%	47.8%	52.2%
	US	1.2%	4.3%	19.4%	33.4%	41.7%	58.3%
	All CRCNA	1.9%	6.4%	21.5%	33.9%	36.3%	63.7%



Average:	[REDACTED]	Mean	2 Std. Err.
		US	4.23
	US	4.12	0.068
	All CRCNA	3.77	0.059



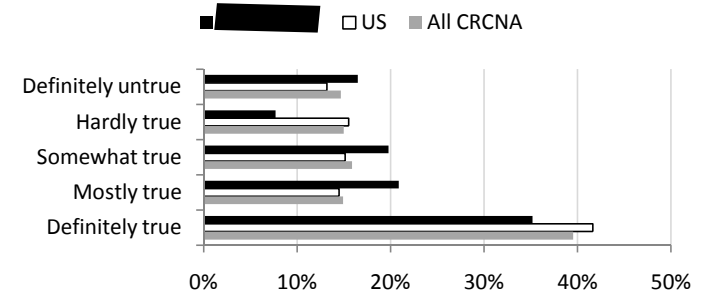
Average score (1 = Definitely untrue, 5 = Definitely true)

Report for: [REDACTED]

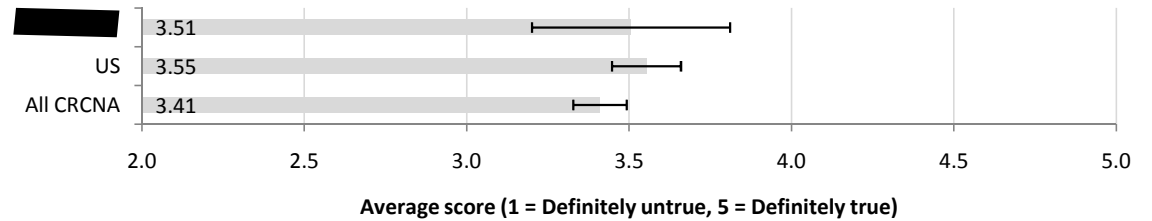
US

Full text: **In the past six months, I have talked with someone in my congregation about my spiritual life.**

Question:	Personal evaluation: Sharing spiritual life	Definitely untrue	Hardly true	Somewhat true	Mostly true	Definitely true	Total
Counts:	[REDACTED]	15	7	18	19	32	91
	US	102	120	117	112	322	773
	All CRCNA	197	201	213	200	530	1,341
Percents:	[REDACTED]	16.5%	7.7%	19.8%	20.9%	35.2%	64.8%
	US	13.2%	15.5%	15.1%	14.5%	41.7%	58.3%
	All CRCNA	14.7%	15.0%	15.9%	14.9%	39.5%	60.5%

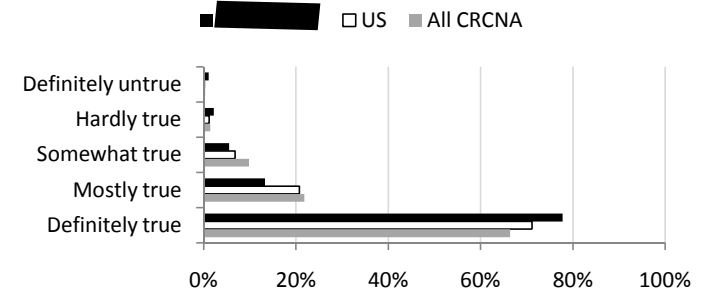


Average:	[REDACTED]	Mean	2 Std. Err.
	[REDACTED]	3.51	0.305
	US	3.55	0.106
	All CRCNA	3.41	0.082

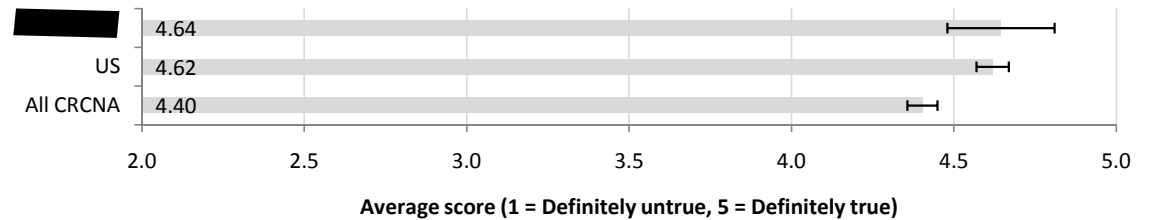


Full text: **I ask for God's wisdom and guidance in making daily decisions.**

Question:	Personal evaluation: Seeking God's guidance	Definitely untrue	Hardly true	Somewhat true	Mostly true	Definitely true	Total
Counts:	[REDACTED]	1	2	5	12	70	90
	US	1	9	53	161	552	776
	All CRCNA	5	20	132	294	894	1,345
Percents:	[REDACTED]	1.1%	2.2%	5.6%	13.3%	77.8%	22.2%
	US	0.1%	1.2%	6.8%	20.7%	71.1%	28.9%
	All CRCNA	0.4%	1.5%	9.8%	21.9%	66.5%	33.5%



Average:	[REDACTED]	Mean	2 Std. Err.
	[REDACTED]	4.64	0.165
	US	4.62	0.049
	All CRCNA	4.40	0.046



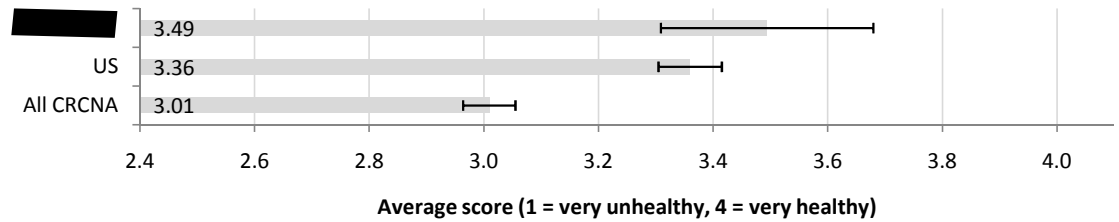
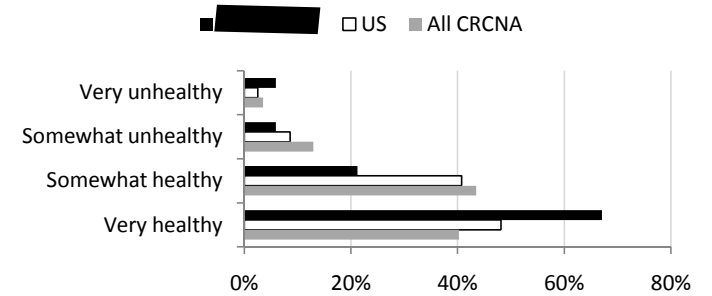
Report for: [REDACTED]
 Theme: **Transforming worship**

US

Full text: **Transforming worship**

Question:	Church Health: Transforming worship	Very unhealthy	Somewhat unhealthy	Somewhat healthy	Very healthy	Total
Counts:	[REDACTED]	5	5	18	57	85
	US	19	64	304	359	746
	All CRCNA	45	166	560	518	1,289
Percents:	[REDACTED]	5.9%	5.9%	21.2%	67.1%	100.0%
	US	2.5%	8.6%	40.8%	48.1%	100.0%
	All CRCNA	3.5%	12.9%	43.4%	40.2%	100.0%

Average:	[REDACTED]	Mean	2 Std. Err.
	[REDACTED]	3.49	0.185
	US	3.36	0.055
	All CRCNA	3.01	0.046



Report for: [REDACTED]

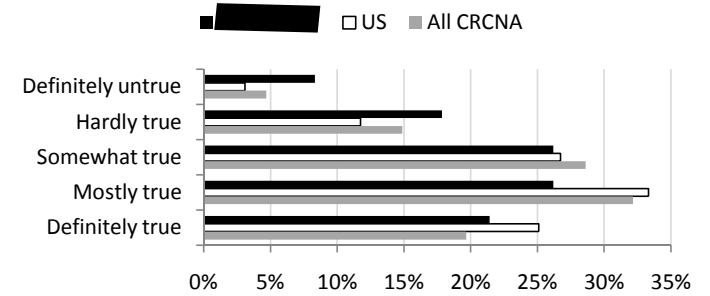
US

Full text: **Our church's worship services intentionally engage both Christians and non-Christians.**

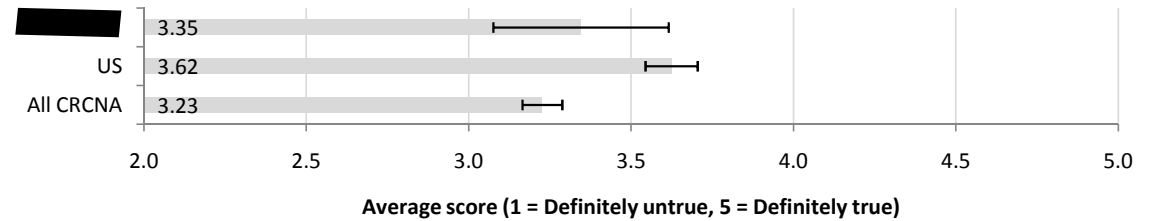
Question: Church Health: Engages Christians and non-Christians

	Definitely untrue	Hardly true	Somewhat true	Mostly true	Definitely true	Total
--	-------------------	-------------	---------------	-------------	-----------------	-------

Counts:	[REDACTED]	7	15	22	22	18	84
	US	23	87	198	247	186	741
	All CRCNA	61	193	371	417	255	1,297
Percents:	[REDACTED]	8.3%	17.9%	26.2%	26.2%	21.4%	78.6%
	US	3.1%	11.7%	26.7%	33.3%	25.1%	74.9%
	All CRCNA	4.7%	14.9%	28.6%	32.2%	19.7%	80.3%



	Mean	2 Std. Err.
Average:	[REDACTED]	3.35
	US	3.62
	All CRCNA	3.23

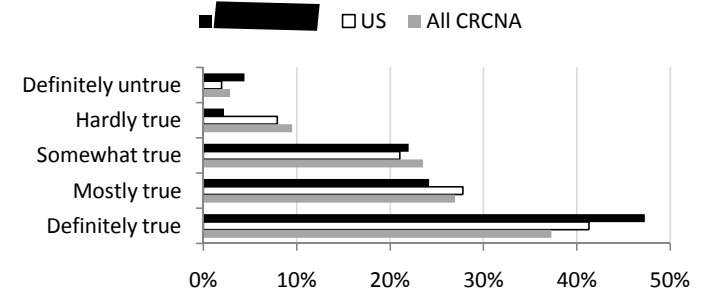


Full text: **People from diverse age groups participate in the leadership of our church's worship services.**

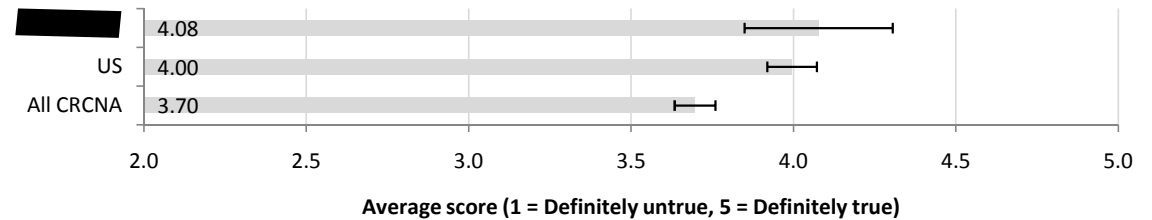
Question: Church Health: Diverse ages in leadership

	Definitely untrue	Hardly true	Somewhat true	Mostly true	Definitely true	Total
--	-------------------	-------------	---------------	-------------	-----------------	-------

Counts:	[REDACTED]	4	2	20	22	43	91
	US	15	61	162	214	318	770
	All CRCNA	38	127	315	361	499	1,340
Percents:	[REDACTED]	4.4%	2.2%	22.0%	24.2%	47.3%	52.7%
	US	1.9%	7.9%	21.0%	27.8%	41.3%	58.7%
	All CRCNA	2.8%	9.5%	23.5%	26.9%	37.2%	62.8%



	Mean	2 Std. Err.
Average:	[REDACTED]	4.08
	US	4.00
	All CRCNA	3.70



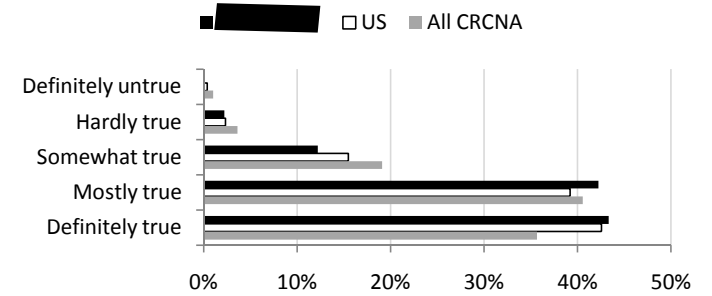
Report for: [REDACTED]

US

Full text: **I am inspired to act upon what I hear and learn in the preaching of the Word.**

Question: Personal evaluation: Acting on preached messages

	Definitely untrue	Hardly true	Somewhat true	Mostly true	Definitely true	Total
Counts:	0	2	11	38	39	90
US	3	18	120	304	330	775
All CRCNA	14	49	257	546	480	1,346
Percents:	0.0%	2.2%	12.2%	42.2%	43.3%	56.7%
US	0.4%	2.3%	15.5%	39.2%	42.6%	57.4%
All CRCNA	1.0%	3.6%	19.1%	40.6%	35.7%	64.3%



	Mean	2 Std. Err.
Average:	4.27	0.161
US	4.22	0.058
All CRCNA	3.86	0.051

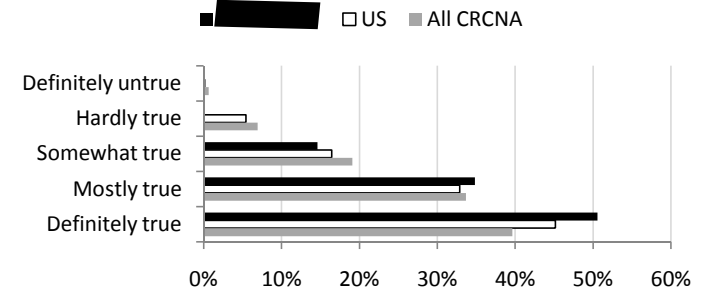


Average score (1 = Definitely untrue, 5 = Definitely true)

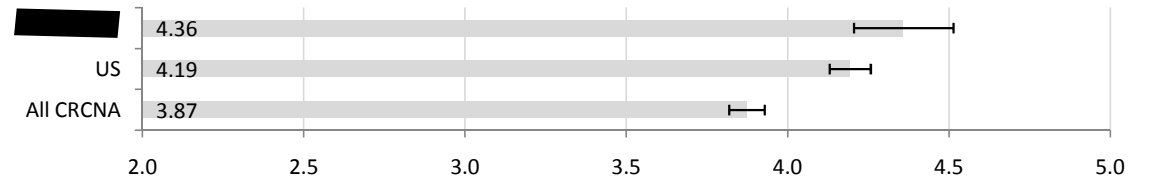
Full text: **I approach the worship services of our church with anticipation that God will move my heart.**

Question: Personal evaluation: Anticipation for God's move

	Definitely untrue	Hardly true	Somewhat true	Mostly true	Definitely true	Total
Counts:	0	0	13	31	45	89
US	1	42	127	254	349	773
All CRCNA	9	93	256	452	532	1,342
Percents:	0.0%	0.0%	14.6%	34.8%	50.6%	49.4%
US	0.1%	5.4%	16.4%	32.9%	45.1%	54.9%
All CRCNA	0.7%	6.9%	19.1%	33.7%	39.6%	60.4%



	Mean	2 Std. Err.
Average:	4.36	0.154
US	4.19	0.064
All CRCNA	3.87	0.055



Average score (1 = Definitely untrue, 5 = Definitely true)

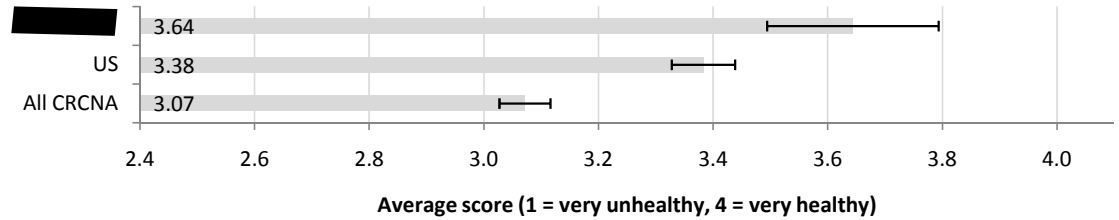
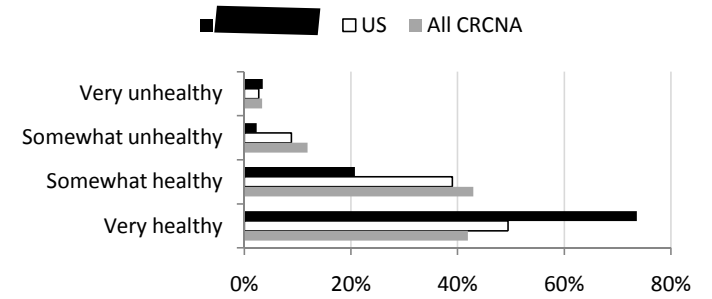
Report for: [REDACTED]
 Theme: **Servant leadership**

US

Full text: **Servant leadership**

Question:	Church Health: Servant leadership	Very	Somewhat	Somewhat	Very	Total
		unhealthy	unhealthy	healthy	healthy	
Counts:	[REDACTED]	3	2	18	64	87
	US	20	66	291	369	746
	All CRCNA	43	153	554	541	1,291
Percents:	[REDACTED]	3.4%	2.3%	20.7%	73.6%	100.0%
	US	2.7%	8.8%	39.0%	49.5%	100.0%
	All CRCNA	3.3%	11.9%	42.9%	41.9%	100.0%

Average:	[REDACTED]	Mean	2 Std. Err.
			3.64
	US	3.38	0.055
	All CRCNA	3.07	0.045

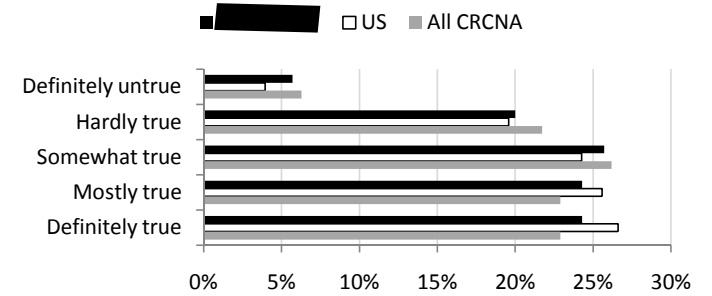


Report for: [REDACTED]

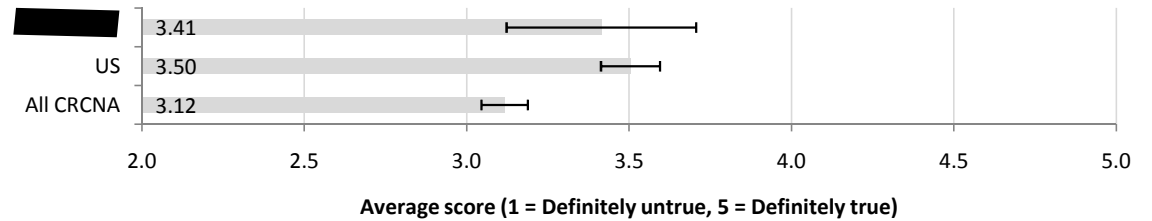
US

Full text: **Specific individuals in our church are being intentionally trained to become church or ministry leaders.**

Question:	Church Health: Training church leaders	Definitely untrue	Hardly true	Somewhat true	Mostly true	Definitely true	Total
		untrue		true		true	
Counts:	[REDACTED]	4	14	18	17	17	70
	US	27	134	166	175	182	684
	All CRCNA	75	259	312	273	273	1,192
Percents:	[REDACTED]	5.7%	20.0%	25.7%	24.3%	24.3%	75.7%
	US	3.9%	19.6%	24.3%	25.6%	26.6%	73.4%
	All CRCNA	6.3%	21.7%	26.2%	22.9%	22.9%	77.1%

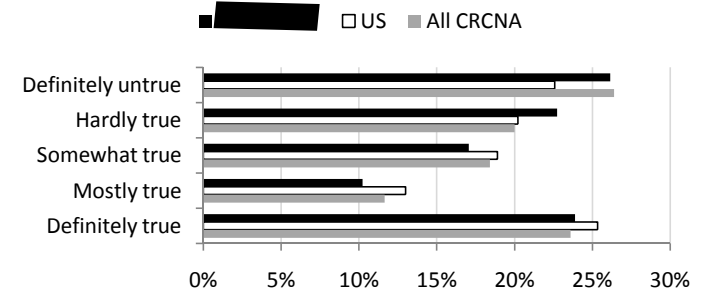


Average:	[REDACTED]	Mean	2 Std. Err.
		US	3.41
	US	3.50	0.091
	All CRCNA	3.12	0.071

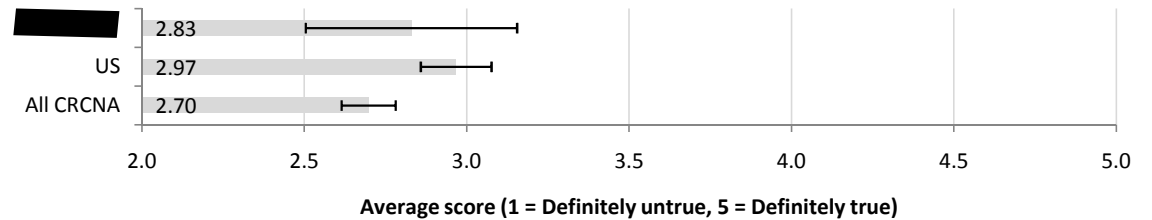


Full text: **In the past six months, someone in leadership has talked with me about my spiritual life.**

Question:	Church Health: Engaging leadership	Definitely untrue	Hardly true	Somewhat true	Mostly true	Definitely true	Total
		untrue		true		true	
Counts:	[REDACTED]	23	20	15	9	21	88
	US	172	154	144	99	193	762
	All CRCNA	351	266	245	155	314	1,331
Percents:	[REDACTED]	26.1%	22.7%	17.0%	10.2%	23.9%	76.1%
	US	22.6%	20.2%	18.9%	13.0%	25.3%	74.7%
	All CRCNA	26.4%	20.0%	18.4%	11.6%	23.6%	76.4%



Average:	[REDACTED]	Mean	2 Std. Err.
		US	2.83
	US	2.97	0.109
	All CRCNA	2.70	0.083



Report for: [REDACTED] US

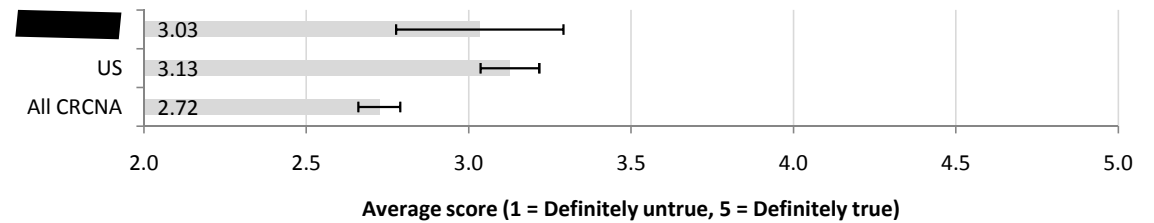
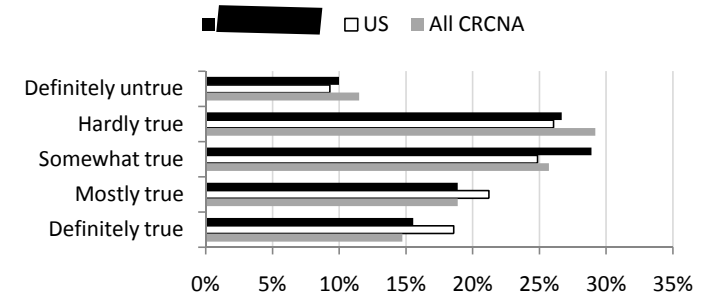
Full text: **I am encouraged by leaders to share my faith story.**

Question: Personal evaluation: Desire to share faith story

	Definitely untrue	Hardly true	Somewhat true	Mostly true	Definitely true	Total
--	-------------------	-------------	---------------	-------------	-----------------	-------

Counts:	9	24	26	17	14	90
US	71	199	190	162	142	764
All CRCNA	153	388	342	251	196	1,330
Percents:	10.0%	26.7%	28.9%	18.9%	15.6%	84.4%
US	9.3%	26.0%	24.9%	21.2%	18.6%	81.4%
All CRCNA	11.5%	29.2%	25.7%	18.9%	14.7%	85.3%

	Mean	2 Std. Err.
Average:	3.03	0.258
US	3.13	0.090
All CRCNA	2.72	0.064



Report for: [REDACTED]

US

Full text: **I am sure that someone in leadership will listen to me when I have concerns.**

Question: Personal evaluation: Leaders attentive to concerns

	Definitely untrue	Hardly true	Somewhat true	Mostly true	Definitely true	Total
Counts:	0	2	7	15	66	90
US	17	50	137	188	379	771
All CRCNA	45	91	265	328	610	1,339
Percents:	0.0%	2.2%	7.8%	16.7%	73.3%	26.7%
US	2.2%	6.5%	17.8%	24.4%	49.2%	50.8%
All CRCNA	3.4%	6.8%	19.8%	24.5%	45.6%	54.4%

	Mean	2 Std. Err.
Average:	4.61	0.154
US	4.17	0.075
All CRCNA	3.89	0.064

